

**PUSH-IN fittings****Metric****Ø 4 to 16 mm O/D tube**

**Norgren Pneufit® C fittings are ready to use, offering fast assembly with no need for tools providing optimum flow.**

**Pneufit® C offers a broad range of over 1,000 composite push-in pneumatic fittings to complement our established all brass Pneufit® series.**

**Releasable stainless-steel grab-ring to grip nylon or polyurethane tube (85 or 95 durometer).**

**Nickel plated brass components provide corrosion and contamination resistance and an extended life.**

**Pre applied thread sealant on all taper threads and recessed captive O-ring on parallel threads provides optimum rapid sealing.**

**Immediate quality sealing using silicone free U-packing.**

**Technical data**

Medium:

Compressed air

Operating pressure:

750 mm Hg vacuum, up to 10 bar

Ambient temperature:

0 to 60°C

Consult our Technical Service for use below +2°C

Tube sizes:

4, 6, 8, 10, 12, 16 mm

Thread sizes:

M5, M6, 1/8, 1/4, 3/8 and 1/2

ISO G, ISO Rc and ISO R

Tubing:

Nylon 11 or 12

Polyurethane 85, 95 or 98 durometer

**Materials**

Body: PBT

Seals: NBR (silicone free) u-packing and O-rings

Threaded bodies: nickel plated brass

Release sleeve and backing ring: POM

Grab-ring: stainless steel

Collar: nickel plated brass

Thread sealant: chemitech G-175L

**Ordering information**

see page 2

**Warning:** the Norgren Pneufit C range must not be used in vehicle air braking or ancillary systems. For push in fittings suitable for these applications, please refer to the Fleetfit range.


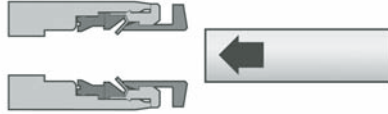


### Method of assembly



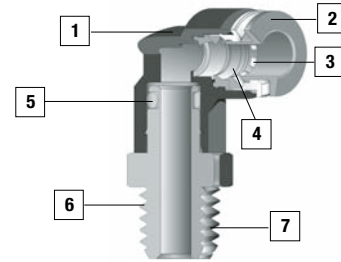
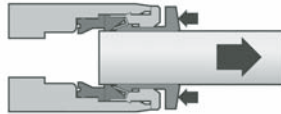
1. Ensure that the end of the tube is cut square and is free from burrs.

2. Push the tube through the release button and grab ring into the fitting.



3. Push the tube firmly through the 'O' ring until it bottoms on the tube stop then pull back.

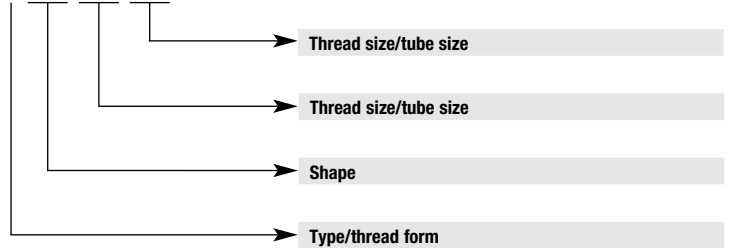
4. To disconnect, push the tube into the fitting, hold down the release button and withdraw the tube.



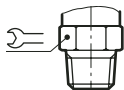
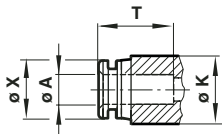
1. Impact resistant PBT body in black
2. Release buttons are red for metric, grey for inch
3. Stainless steel grab ring with special design to retain softer tube and provide easy releasability.
4. Silicon free U-packing provides leak tight tube seal under side loading.
5. Stem seal provides leak tight 360° swivel connection.
6. Nickel plated brass threads and notches on hex to signify NPT.
7. Pre-applied thread sealant on tapered threads and recessed captive O-ring on parallel threads.

### Options selector

C0★★★★★

















### Typical Dimensions



Ø A	Ø K	T	Ø X
4	10,5	15	9,5
6	12,5	16,5	12
8	14,5	18,5	14
10	17,5	20	16,5
12	20,5	23	19
16	27	23,5	25

Thread	Recommended torque	Thread	Recommended torque
M5	1,5 Nm		
M6	2,3 Nm		
G1/8	10 Nm	R1/8	7 Nm
G1/4	15 Nm	R1/4	12 Nm
G3/8	25 Nm	R3/8	22 Nm
G1/2	40 Nm	R1/2	28 Nm









**Straight adaptors and connectors**

<p>Straight adaptor (external + internal hex) C0125</p>  <p>Page 7</p>	<p>Straight adaptor (external + internal hex) C0225</p>  <p>Page 7</p>	<p>Straight adaptor (internal hex only) C012A/C022A</p>  <p>Page 7</p>	<p>Female adaptor C0226</p>  <p>Page 7</p>	<p>Straight union C0020</p>  <p>Page 8</p>	<p>Straight union (unequal) C0020</p>  <p>Page 8</p>	<p>Stem reducer C0023</p>  <p>Page 8</p>
<p>Stem expander C0023</p>  <p>Page 8</p>	<p>Bulkhead union C0029</p>  <p>Page 8</p>	<p>Straight adaptor (female bulkhead) C0232</p>  <p>Page 8</p>	<p>Stem union (equal) C0022</p>  <p>Page 8</p>	<p>Stem union (unequal) C0022</p>  <p>Page 9</p>	<p>Plug C0004</p>  <p>Page 9</p>	<p>Cap (female plug) C0012</p>  <p>Page 9</p>












**Elbow connectors and adaptors**

<p>Union elbow C0040</p>  <p>Page 9</p>	<p>90° Swivel elbow adaptor C0147</p>  <p>Page 9</p>	<p>90° Swivel elbow adaptor C0247</p>  <p>Page 9</p>	<p>Stem elbow C0043</p>  <p>Page 10</p>	<p>90° Swivel elbow adaptor extended C0154/C0254</p>  <p>Page 10</p>	<p>90° Swivel elbow adaptor female C0148/C0248</p>  <p>Page 10</p>	<p>Bulkhead union elbow C0049</p>  <p>Page 10</p>
--------------------------------------------------------------------------------------------------------------------------	---------------------------------------------------------------------------------------------------------------------------------------	---------------------------------------------------------------------------------------------------------------------------------------	--------------------------------------------------------------------------------------------------------------------------	-------------------------------------------------------------------------------------------------------------------------------------------------------	-------------------------------------------------------------------------------------------------------------------------------------------------------	--------------------------------------------------------------------------------------------------------------------------------------

**Y and quadruple connectors**

<p>Union Y equal C0082</p>  <p>Page 11</p>	<p>Swivel Y adaptor C0188</p>  <p>Page 11</p>	<p>Swivel Y adaptor C0288</p>  <p>Page 11</p>	<p>Stem Y (equal + unequal) C0084</p>  <p>Page 11</p>
<p>Quadruple stem reducer C0096</p>  <p>Page 12</p>	<p>Quadruple Y union C0195</p>  <p>Page 12</p>	<p>Quadruple Y union C0295</p>  <p>Page 12</p>	<p>Quadruple reducer C0097</p>  <p>Page 12</p>

**Tee connectors and adaptors**

<p>Union tee (equal) C0060</p>  <p>Page 12</p>	<p>Union tee (unequal) C006A</p>  <p>Page 12</p>	<p>Swivel tee adaptor C0167</p>  <p>Page 12</p>	<p>Swivel tee adaptor C0267</p>  <p>Page 13</p>	<p>Swivel side tee adaptor C016C/C026C</p>  <p>Page 13</p>	<p>Stem tee (equal) C0063</p>  <p>Page 13</p>	<p>Stem tee (unequal) C0063</p>  <p>Page 13</p>
<p>Stem side tee (equal) C0064</p>  <p>Page 15</p>	<p>Stem side tee (unequal) C0064</p>  <p>Page 13</p>	<p>Swivel tee adaptor C0168</p>  <p>Page 14</p>	<p>Swivel tee adaptor C0268</p>  <p>Page 14</p>			

### Cross and manifolds

<p>Union cross C0090</p> <p>Page 14</p>	<p>Manifold union C00D3</p> <p>Page 15</p>	<p>Male manifold C01D3</p> <p>Page 15</p>	<p>Stem manifold C00J3</p> <p>Page 15</p>		
<p>Banjo COA51</p> <p>Page 16</p>	<p>Banjo (with top port) COD51, COE51 COF51, COG51</p> <p>Page 16</p>	<p>2x Swivel elbow adaptor C0Q51</p> <p>Page 16</p>	<p>2x Swivel elbow adaptor C0B51</p> <p>Page 16</p>	<p>3x Swivel elbow adaptor C0H51</p> <p>Page 17</p>	<p>3x Swivel elbow adaptor C0C51</p> <p>Page 17</p>
<p>Single universal tee CON71</p> <p>Page 17</p>	<p>Single universal tee COA71</p> <p>Page 17</p>	<p>Double universal tee C0Q71</p> <p>Page 18</p>	<p>Double universal tee C0B71</p> <p>Page 18</p>	<p>Triple universal tee C0H71</p> <p>Page 18</p>	<p>Triple universal tee C0C71</p> <p>Page 18</p>
<p>Branch adaptor CON70</p> <p>Page 19</p>	<p>Branch adaptor COA70</p> <p>Page 19</p>	<p>Female branch adaptor C0*7K</p> <p>Page 19</p>	<p>Female branch adaptor C0*7J</p> <p>Page 19</p>	<p>Double branch adaptor C0Q70</p> <p>Page 20</p>	<p>Double branch adaptor C0B70</p> <p>Page 20</p>
<p>Triple branch adaptor C0H70</p> <p>Page 20</p>	<p>Triple branch adaptor C0C70</p> <p>Page 20</p>				

### Banjo flow controler

<p>Banjo flow control (out) C0TA0</p> <p>Page 21</p>	<p>Banjo flow control (out) C0K51</p> <p>Page 21</p>	<p>Banjo flow control (in) C0SA0</p> <p>Page 21</p>	<p>Shrouded banjo (out) C0TBO</p> <p>Page 21</p>	<p>Shrouded banjo (out) C0KBO</p> <p>Page 22</p>	<p>Banjo flow control (in) COL51</p> <p>Page 22</p>
<p>Swivel speed control C0T56</p> <p>Page 22</p>	<p>Swivel speed control C0K56</p> <p>Page 22</p>	<p>Swivel speed control and pilot check C01GN</p> <p>Page 23</p>	<p>Swivel speed control and pilot check C02GN</p> <p>Page 23</p>	<p>In-line flow control C0OGE</p> <p>Page 23</p>	

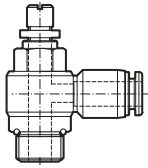
### Self sealing adaptors

<p>Straight adaptor C0124</p> <p>Page 24</p>	<p>Straight adaptor C0224</p> <p>Page 24</p>	<p>Straight union C002J</p> <p>Page 24</p>	<p>Swivel elbow C014J</p> <p>Page 24</p>	<p>Swivel elbow C024J</p> <p>Page 24</p>
--------------------------------------------------	--------------------------------------------------	------------------------------------------------	----------------------------------------------	----------------------------------------------

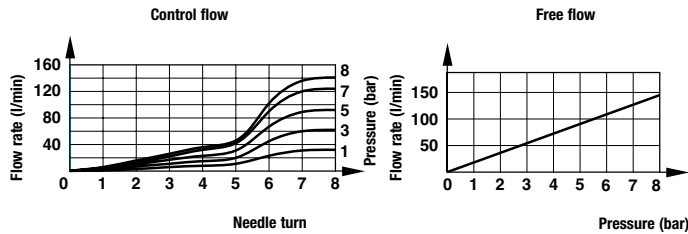
### Hand valves

<p>Hand valve C01GG</p> <p>Page 24</p>	<p>Hand valve C01GH</p> <p>Page 24</p>	<p>Hand valve C01GJ</p> <p>Page 24</p>	<p>Hand valve C01GF</p> <p>Page 24</p>
--------------------------------------------	--------------------------------------------	--------------------------------------------	--------------------------------------------

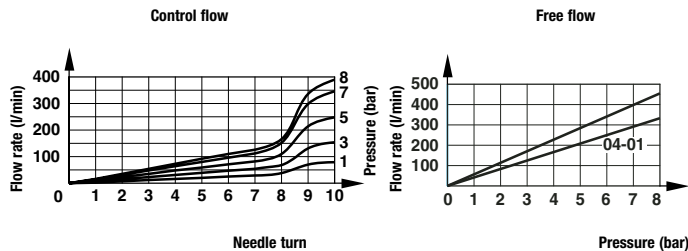
**Speed controllers flowrate for C0K51, C0TA0, C0L51, C0K56, C0T56 and C0SA0 banjo types**



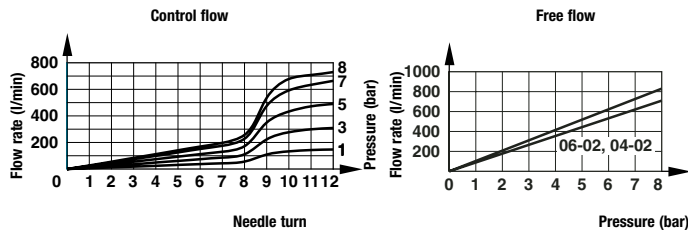
**3, 4 and 6 mm  
M5**



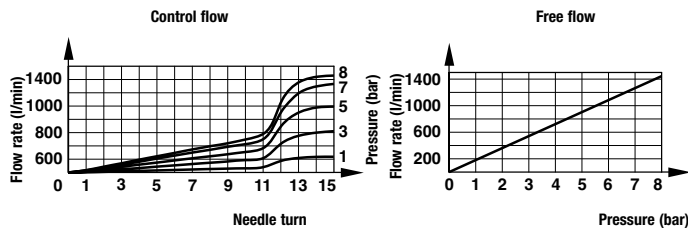
**4, 6 and 8 mm  
1/8**



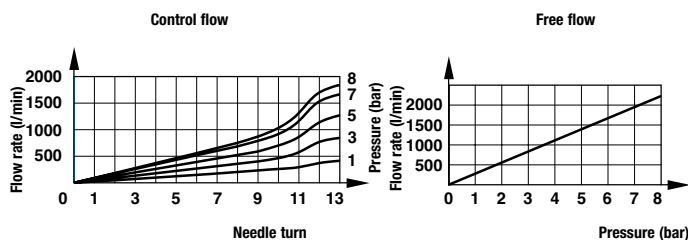
**4, 6, 8, 10 and 12 mm  
1/4**



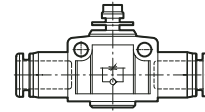
**6, 8, 10 and 12 mm  
3/8**



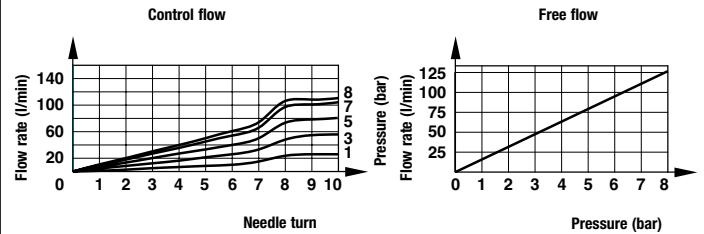
**8, 10 and 12 mm  
1/2**



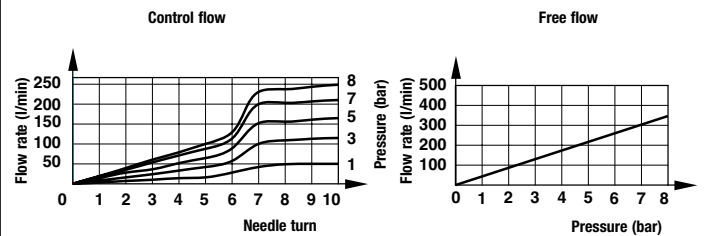
**Speed controllers flowrate for C00GE**



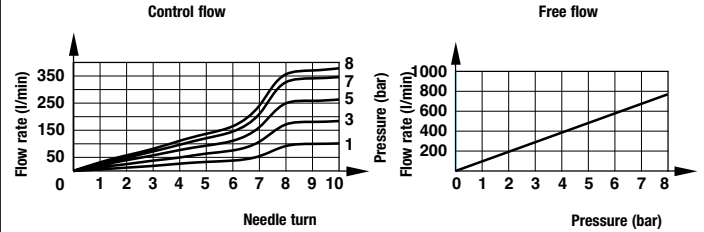
**C00GE0400**



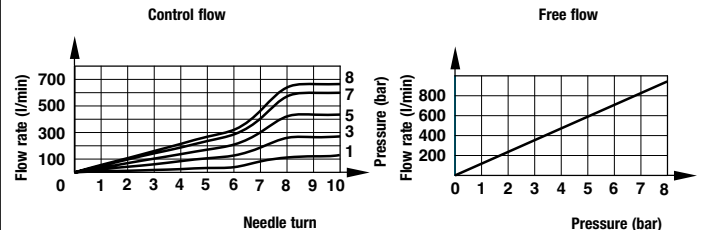
**C00GE0600**



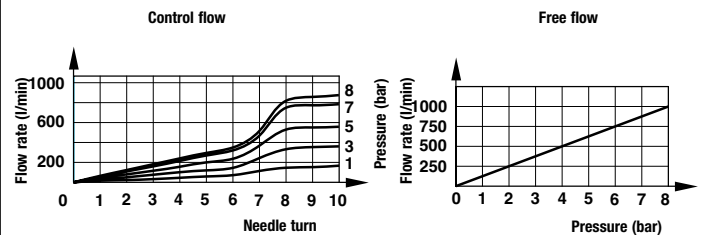
**C00GE0800**



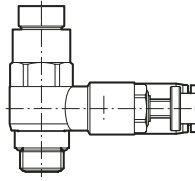
**C00GE1000**



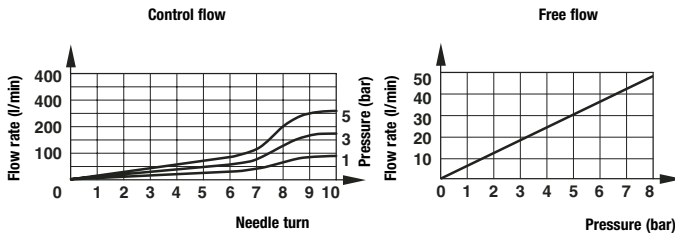
**C00GE1200**



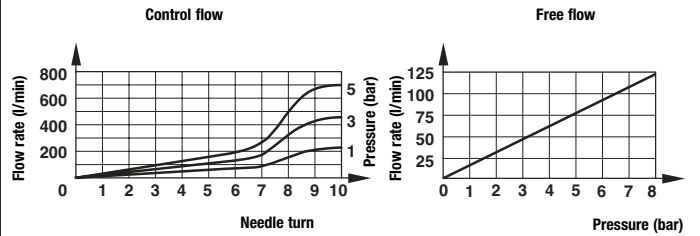
Speed controllers flowrate for C01GN and C02GN banjo types



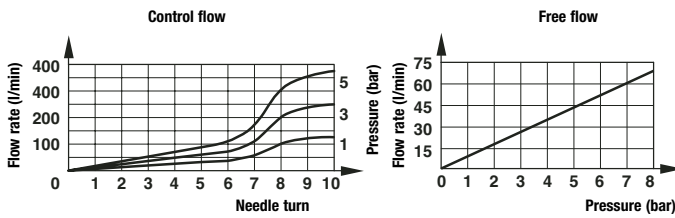
6 and 8 mm  
1/8



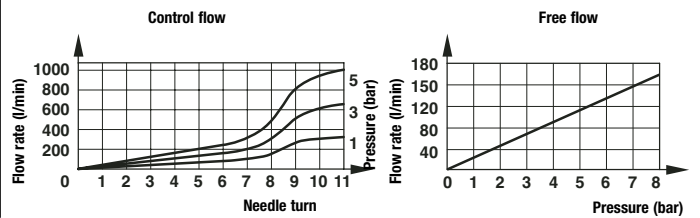
8, 10 and 12 mm  
3/8



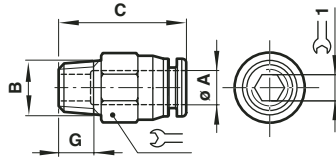
6 and 8 mm  
1/4



10 and 12 mm  
1/2



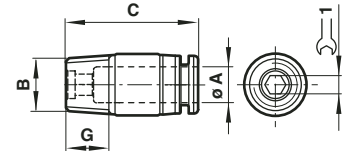
**C0125**



**Straight adaptor**  
(external + internal hex)

Ø A	B	C	G	⌀	1	Model
4	R1/8	21,5	8	10	3	C01250418
4	R1/4	20,5	10	14	3	C01250428
4	R3/8	22	11	17	3	C01250438
6	R1/8	22	8	12	4	C01250618
6	R1/4	21	10	14	5	C01250628
6	R3/8	22	11	17	5	C01250638
6	R1/2	29,5	14	19	5	C01250648
8	R1/8	27,5	8	14	5	C01250818
8	R1/4	25,5	10	14	6	C01250828
8	R3/8	23	11	17	6	C01250838
8	R1/2	29,5	14	19	6	C01250848
10	R1/8	28,5	8	17	5	C01251018
10	R1/4	30,5	10	17	6	C01251028
10	R3/8	24,5	11	17	8	C01251038
10	R1/2	29,5	14	19	8	C01251048
12	R1/8	31,5	8	19	5	C01251218
12	R1/4	33	10	19	6	C01251228
12	R3/8	30	11	19	8	C01251238
12	R1/2	30	14	19	8	C01251248
16	R3/8	37,5	11	24	10	C01251638
16	R1/2	40,5	14	24	10	C01251648

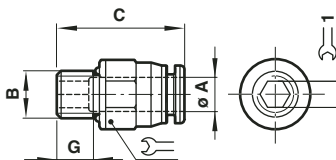
**C012A, C022A**



**Straight adaptor**  
(internal hex only)

Ø A	B	C	G	⌀	1	Model
4	M5	22	4,5	2		C022A0405
4	M6	22	4	3		C022A0406
4	R1/8	20,5	8	3		C012A0418
4	R1/4	20,5	10	3		C012A0428
4	R3/8	20,5	11	3		C012A0438
6	M5	22,5	5	2		C022A0605
6	M6	22,5	4	3		C022A0606
6	R1/8	22	8	4		C012A0618
6	R1/4	22,5	10	4		C012A0628
6	R3/8	22,5	11	4		C012A0638
8	R1/8	27	8	5		C012A0818
8	R1/4	25	10	6		C012A0828
8	R3/8	25	11	6		C012A0838
8	R1/2	25	14	6		C012A0848
10	R1/8	28	8	5		C012A1018
10	R1/4	29	10	6		C012A1028
10	R3/8	29	11	8		C012A1038
10	R1/2	29	14	8		C012A1048
12	R1/8	35	8	5		C012A1218
12	R1/4	32,5	10	6		C012A1228
12	R3/8	32,5	11	8		C012A1238
12	R1/2	32,5	14	8		C012A1248

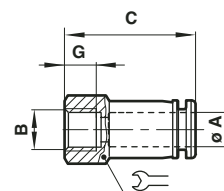
**C0225**



**Straight adaptor**  
(external + internal hex)

Ø A	B	C	G	⌀	1	Model
4	M5	22	4	10	-	C02250405
4	M6	22	8	10	-	C02250406
4	G1/8	21,5	6	13	3	C02250418
4	G1/4	23,5	8	15	3	C02250428
4	G3/8	22	8	17	-	C02250438
6	M5	23,5	5	12	-	C02250605
6	M6	23	4	12	4	C02250606
6	G1/8	26,5	6	13	5	C02250618
6	G1/4	24,5	8	15	5	C02250628
6	G3/8	25,5	8	17	5	C02250638
8	G1/8	26,5	6	15	5	C02250818
8	G1/4	26,5	8	15	6	C02250828
8	G3/8	25	8	17	6	C02250838
8	G1/2	26	9	21	6	C02250848
10	G1/8	29,5	6	17	5	C02251018
10	G1/4	30	8	17	6	C02251028
10	G3/8	27	8	17	8	C02251038
10	G1/2	28,5	9	21	8	C02251048
12	G1/4	32	8	19	6	C02251228
12	G3/8	31,5	8	19	8	C02251238
12	G1/2	31,5	9	21	8	C02251248
16	G3/8	36,5	8	24	10	C02251638
16	G1/2	36,5	9	24	10	C02251648

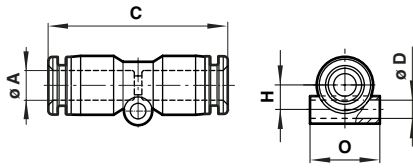
**C0226**



**Female adaptor**

Ø A	B	C	G	⌀	Model
4	M5	26	7	12	C02260405
4	G1/8	26,5	9	14	C02260418
4	G1/4	28,5	11	17	C02260428
4	G3/8	30	12	22	C02260438
6	G1/8	27,5	9	14	C02260618
6	G1/4	29,5	11	17	C02260628
6	G3/8	30	12	22	C02260638
8	G1/8	28,5	9	14	C02260818
8	G1/4	30,5	11	17	C02260828
8	G3/8	31,5	12	22	C02260838
8	G1/2	34,5	14	24	C02260848
10	G1/8	31,5	9	17	C02261018
10	G1/4	31,5	11	17	C02261028
10	G3/8	32,5	12	22	C02261038
10	G1/2	34,5	14	24	C02261048
12	G1/4	34,5	11	22	C02261228
12	G3/8	34,5	12	22	C02261238
12	G1/2	36,5	14	24	C02261248

**C0020**

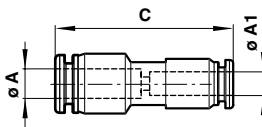


**Straight union**

Ø A	C	Ø D	H	O	Model
4	34,5	3,3	4,5	10,5	C00200400
6	37	3,3	5,5	12,5	C00200600
8	39,5	4,3	7	14,5	C00200800
10	43	4,3	8	17,5	C00201000
12	48	4,3	9,5	20,5	C00201200
16	51	-	-	-	C00201600*

\* No nail hole in 16 mm

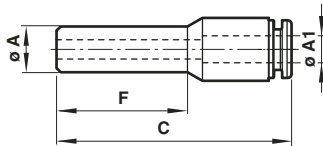
**C0020**



**Straight union  
(unequal)**

Ø A	Ø A1	C	Model
6	4	36,5	C00200604
8	4	38,5	C00200804
8	6	37,5	C00200806
10	6	40	C00201006
10	8	41	C00201008
12	8	46	C00201208
12	10	44	C00201210
16	12	49,5	C00201612

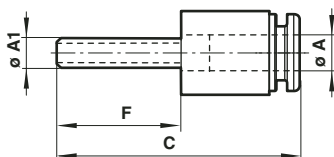
**C0023**



**Stem reducer**

Ø A	Ø A1	C	F	Model
6	4	41	21,5	C00230604
8	4	42	22,5	C00230804
8	6	44,5	23,5	C00230806
10	6	47,5	26,5	C00231006
10	8	49,5	27,5	C00231008
12	6	52	29,5	C00231206
12	8	52,5	30,5	C00231208
12	10	56,5	31	C00231210
16	12	57,5	33	C00231612

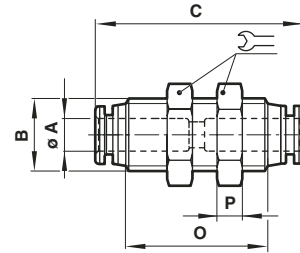
**C0023**



**Stem expander  
(stem/tube)**

Ø A	Ø A1	C	F	Model
6	4	41	24	C00230406
8	6	44	26,5	C00230608

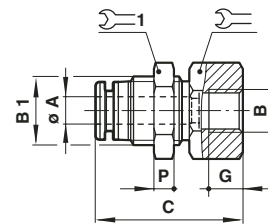
**C0029**



**Bulkhead union**

Ø A	B	C	O	P	⌀	Model
4	M12x1	35,5	24,5	4	14	C00290400
6	M14x1	40	27,5	4	17	C00290600
8	M16x1	42	29,5	5	19	C00290800
10	M20x1	45	31,5	5	24	C00291000
12	M22x1	50,5	36	5	26	C00291200

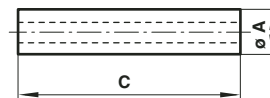
**C0232**



**Straight adaptor  
(female bulkhead)**

Ø A	B	B1	C	G	P	⌀	⌀ 1	Model
4	G1/8	M12x1	26,5	9	4	14	14	C02320418
4	G1/4	M12x1	29	11	4	14	17	C02320428
4	G3/8	M12x1	30	12	4	14	22	C02320438
6	G1/8	M14x1	28,5	9	4	17	17	C02320618
6	G1/4	M14x1	30,5	11	4	17	17	C02320628
6	G3/8	M14x1	31,5	12	4	17	22	C02320638
8	G1/8	M16x1	29,5	9	5	19	19	C02320818
8	G1/4	M16x1	31,5	11	5	19	19	C02320828
8	G3/8	M16x1	32,5	12	5	19	22	C02320838
10	G1/4	M20x1	32,5	11	5	24	24	C02321028
10	G3/8	M20x1	33,5	12	5	24	24	C02321038
10	G1/2	M20x1	36	14	5	24	24	C02321048
12	G1/4	M22x1	38	11	5	28	24	C02321228
12	G3/8	M22x1	38	12	5	24	26	C02321238
12	G1/2	M22x1	40	14	5	24	26	C02321248

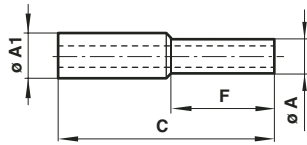
**C0022**



**Stem union**

Ø A	C	Model
4	37	C00220400
6	38	C00220600
8	41	C00220800
10	44	C00221000
12	49	C00221200
16	53	C00221600

**C0022**

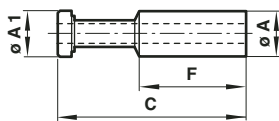


**Stem union**

(unequal)

Ø A	Ø A1	C	F	Model
4	6	38	18	C00220604
6	8	41,5	20,5	C00220806
8	10	43,5	21,5	C00221008
10	12	46,5	22,5	C00221210
12	16	52	25	C00221612

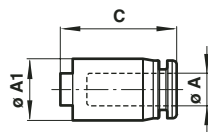
**C0004**



**Plug**

Ø A	Ø A1	C	F	Model
4	4	30	17,5	C00040400
6	6	34	18,5	C00040600
8	8	38	21	C00040800
10	10	42	24	C00041000
12	12	46	29,5	C00041200
16	16	50	30	C00041600

**C0012**

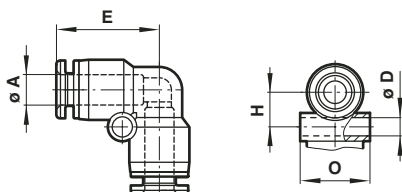


**Cap**

(female plug)

Ø A	Ø A1	C	Model
4	10,5	18	C00120400
6	12,5	19	C00120600
8	14,5	21	C00120800
10	17,5	23	C00121000
12	19,5	25	C00121200
16	24	25	C00121600

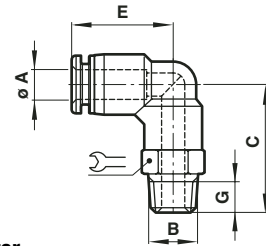
**C0040**



**Union elbow**

Ø A	Ø D	E	H	O	Model
4	3,3	19	8,5	10,5	C00400400
6	3,3	21	7,5	12,5	C00400600
8	4,3	22,5	9	14,5	C00400800
10	4,3	26	12	18	C00401000
12	4,3	30	13,5	21	C00401200
16	4,3	34	16	25,5	C00401600

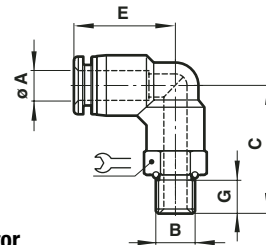
**C0147**



**90° Swivel elbow adaptor**

Ø A	B	C	E	G	∓	Model
4	R1/8	24,5	18,5	8	10	C01470418
4	R1/4	26,5	18,5	10	14	C01470428
4	R3/8	27,5	18,5	11	17	C01470438
6	R1/8	26,5	20,5	8	12	C01470618
6	R1/4	29,5	20,5	10	14	C01470628
6	R3/8	30,5	20,5	11	17	C01470638
6	R1/2	33,5	20,5	14	21	C01470648
8	R1/8	28	23	8	14	C01470818
8	R1/4	31	23	10	14	C01470828
8	R3/8	32	23	11	17	C01470838
8	R1/2	35	23	14	21	C01470848
10	R1/8	28,5	23,5	8	17	C01471018
10	R1/4	31,5	23,5	10	17	C01471028
10	R3/8	32,5	23,5	11	17	C01471038
10	R1/2	35,5	23,5	14	21	C01471048
12	R1/8	32,5	27,5	8	19	C01471218
12	R1/4	34,5	27,5	10	19	C01471228
12	R3/8	35,5	27,5	11	19	C01471238
12	R1/2	38,5	27,5	14	21	C01471248
16	R3/8	43	32,5	11	24	C01471638
16	R1/2	46	32,5	14	24	C01471648

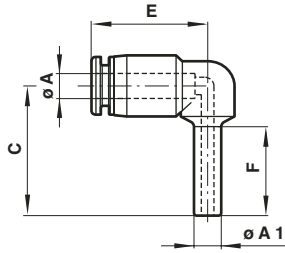
**C0247**



**90° Swivel elbow adaptor**

Ø A	B	C	E	G	∓	Model
4	M5	22	18,5	4,5	10	C02470405
4	M6	22	18,5	4,5	10	C02470406
4	G1/8	22,5	18,5	6	14	C02470418
4	G1/4	24,5	18,5	8	17	C02470428
4	G3/8	24,5	18,5	8	20	C02470438
6	M5	24	20,5	4,5	12	C02470605
6	M6	24	20,5	4,5	12	C02470606
6	G1/8	24,5	20,5	6	14	C02470618
6	G1/4	26,5	20,5	8	17	C02470628
6	G3/8	26,5	20,5	9	20	C02470638
8	G1/8	26	23	8	14	C02470818
8	G1/4	28	23	8	17	C02470828
8	G3/8	28	23	9	20	C02470838
8	G1/2	29	23	10	24	C02470848
10	G1/8	26,5	23,5	6	17	C02471018
10	G1/4	28,5	23,5	8	17	C02471028
10	G3/8	28,5	23,5	9	20	C02471038
10	G1/2	29,5	23,5	10	24	C02471048
12	G1/4	32,5	27,5	8	19	C02471228
12	G3/8	32,5	27,5	9	20	C02471238
12	G1/2	32,5	27,5	10	24	C02471248
16	G3/8	41	32,5	9	24	C02471638
16	G1/2	42	32,5	10	24	C02471648

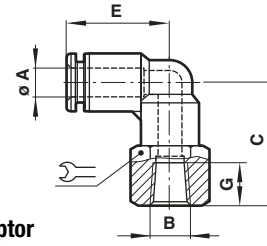
**C0043**



**Stem elbow**

Ø A	Ø A1	C	E	F	Model
4	4	28,5	19	22	C00430400
6	6	31,5	20,5	24	C00430600
8	8	34,5	23	26	C00430800
10	10	38	24	28	C00431000
12	12	41	28	30	C00431200
16	16	48,5	32	35	C00431600

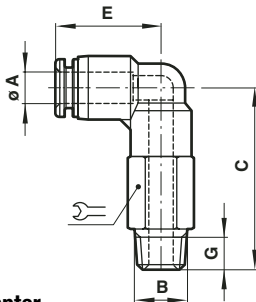
**C0148/C0248**



**90° Swivel elbow adaptor (female)**

Ø A	B	C	E	G	∅	Model
4	M5	21,5	18,5	4,5	10	C02480405
4	M6	21,5	18,5	4,5	10	C02480406
4	R1/8	22,5	18,5	9	14	C01480418
4	R1/4	24,5	18,5	11	17	C01480428
6	M5	23,5	20,5	4,5	12	C02480605
6	M6	23,5	20,5	4,5	12	C02480606
6	R1/8	24,5	20,5	9	14	C01480618
6	R1/4	26,5	20,5	11	17	C01480628
6	R3/8	27,5	20,5	12	22	C01480638
8	R1/8	26	23	9	14	C01480818
8	R1/4	28	23	11	17	C01480828
8	R3/8	29	23	12	22	C01480838
10	R1/4	28,5	23,5	11	17	C01481028
10	R3/8	29,5	23,5	12	22	C01481038
10	R1/2	31,5	23,5	14	24	C01481048
12	R1/4	31,5	27,5	11	19	C01481228
12	R3/8	32,5	27,5	12	22	C01481238
12	R1/2	34,5	27,5	14	24	C01481248

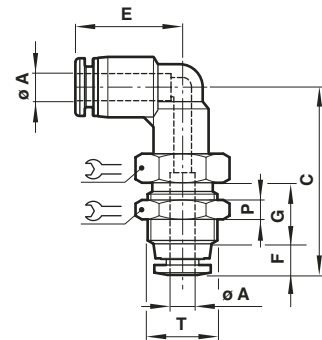
**C0154, C0254**



**90° Swivel elbow adaptor (extended)**

Ø A	B	C	E	G	∅	Model
4	M5	33,5	18,5	4,6	10	C02540405
4	M6	33	18,5	4,6	10	C02540406
4	R1/8	35,5	18,5	8	10	C01540418
4	R1/4	37,5	18,5	10	14	C01540428
4	R3/8	38,5	18,5	11	17	C01540438
6	M5	38	20,5	4,5	12	C02540605
6	M6	37,5	20,5	4,5	12	C02540606
6	R1/8	40	20,5	8	12	C01540618
6	R1/4	42	20,5	10	14	C01540628
6	R3/8	43	20,5	11	17	C01540638
6	R1/2	46	20,5	14	21	C01540648
8	R1/8	44	23	8	14	C01540818
8	R1/4	46	23	10	14	C01540828
8	R3/8	47	23	11	17	C01540838
8	R1/2	50	23	14	21	C01540848
10	R1/8	47,5	23,5	8	17	C01541018
10	R1/4	49,5	23,5	10	17	C01541028
10	R3/8	50,5	23,5	11	17	C01541038
10	R1/2	53,5	23,5	14	21	C01541048
12	R1/8	54	27,5	8	19	C01541218
12	R1/4	56	27,5	10	19	C01541228
12	R3/8	57	27,5	11	19	C01541238
12	R1/2	60	27,5	14	21	C01541248
16	R3/8	69	32,5	11	24	C01541638
16	R1/2	72	32,5	14	24	C01541648

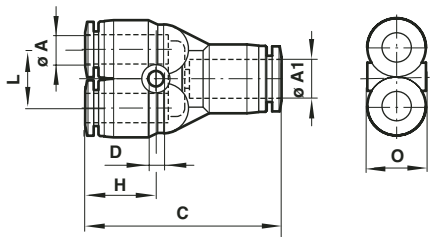
**C0049**



**Bulkhead union elbow**

Ø A	B	C	E	F	G	P	∅	Model
4	M12x1	32,5	18,5	5,5	9	4	14	C00490400
6	M14x1	38	20,5	6	11	4	17	C00490600
8	M16x1	40,5	23	6,5	11,5	5	19	C00490800
10	M20x1	42,5	23,5	7	12	5	24	C00491000
12	M22x1	48	27,5	7,5	15	5	26	C00491200

**C0082**



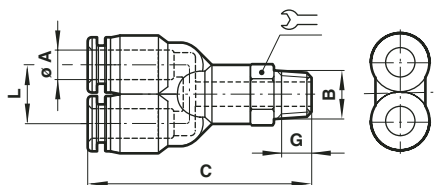
**Union Y**  
(equal)

Ø A	Ø A1	C	D	H	L	Ø	Model
4	4	37	3,3	14,5	10,5	10,5	C00820400
6	6	40	3,3	16,5	12,5	12,5	C00820600
8	8	43	4,3	18,5	14,5	14,5	C00820800
10	10	47,5	4,3	19	17,5	17,5	C00821000
12	12	53	4,3	22	20,5	20,5	C00821200

(unequal)

Ø A	Ø A1	C	D	H	L	Ø	Model
4	6	38	3,3	15	10,5	10,5	C00820604
4	8	39,5	3,3	15	10,5	15	C00820804
6	8	41	4,3	16	12,5	13	C00820806
6	10	43	3,3	16,5	13	17,5	C00821006
8	10	43	4,3	17	14,5	15	C00821008
8	12	48	3,3	17,5	15	21	C00821208
10	12	46,5	4,3	18,5	17,5	18	C00821210

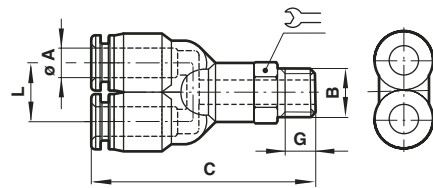
**C0188**



**Swivel Y adaptor**

Ø A	B	C	G	L	Ø	Model
4	R1/8	41,5	8	10,5	10	C01880418
4	R1/4	42,5	10	10,5	14	C01880428
4	R3/8	43,5	11	10,5	17	C01880438
6	R1/8	44	8	12,5	12	C01880618
6	R1/4	47	10	12,5	14	C01880628
6	R3/8	48	11	12,5	17	C01880638
6	R1/2	51	14	12,5	21	C01880648
8	R1/8	45,5	8	14,5	14	C01880818
8	R1/4	48,5	10	14,5	14	C01880828
8	R3/8	48,5	11	14,5	17	C01880838
8	R1/2	52,5	14	14,5	21	C01880848
10	R1/8	49	8	17,5	17	C01881018
10	R1/4	52	10	17,5	17	C01881028
10	R3/8	53	11	17,5	17	C01881038
10	R1/2	56,2	14	17,5	21	C01881048
12	R1/8	52,5	3	20,5	19	C01881218
12	R1/4	54,5	8	20,5	19	C01881228
12	R3/8	55,5	11	20,5	19	C01881238
12	R1/2	58,5	14	20,5	21	C01881248

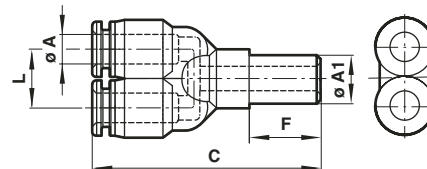
**C0288**



**Swivel Y adaptor**

Ø A	B	C	G	L	Ø	Model
4	M5	35	4,5	10,5	10	C02880405
4	M6	35	4,5	10,5	10	C02880406
4	G1/8	41	6	10,5	14	C02880418
4	G1/4	43	8	10,5	17	C02880428
4	G3/8	43	8	10,5	20	C02880438
6	M5	41,5	4,5	12,5	12	C02880605
6	M6	41,5	4,5	12,5	12	C02880606
6	G1/8	42,5	6	12,5	14	C02880618
6	G1/4	44,5	8	12,5	17	C02880628
6	G3/8	45,5	9	12,5	20	C02880638
6	G1/2	46,5	10	12,5	24	C02880648
8	G1/8	43,5	6	14,5	14	C02880818
8	G1/4	45,5	8	14,5	17	C02880828
8	G3/8	46,5	9	14,5	20	C02880838
8	G1/2	47,5	10	14,5	24	C02880848
10	G1/8	49,5	6	17,5	17	C02881018
10	G1/4	51,5	8	17,5	17	C02881028
10	G3/8	52,5	9	17,5	20	C02881038
10	G1/2	53,5	10	17,5	24	C02881048
12	G1/4	55	8	20,5	19	C02881228
12	G3/8	56	9	20,5	20	C02881238
12	G1/2	57	10	20,5	24	C02881248

**C0084**



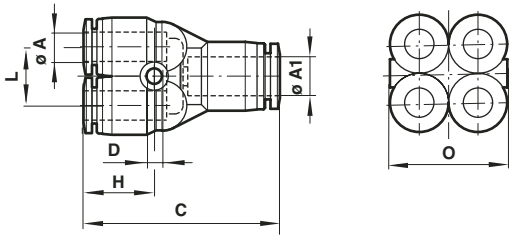
**Stem Y**  
(equal)

Ø A	Ø A1	C	F	L	Model
4	4	49,5	22	10,5	C00840400
6	6	54,5	24	12,5	C00840600
8	8	60	26	14,5	C00840800
10	10	66	28	17,5	C00841000
-12	12	71,5	30	20,5	C00841200

(unequal)

Ø A	Ø A1	C	F	L	Model
4	6	51,5	24	10,5	C00840604
6	8	56,5	26	12,5	C00840806
8	10	62	28	14,5	C00841008
10	12	68	30	17,5	C00841210

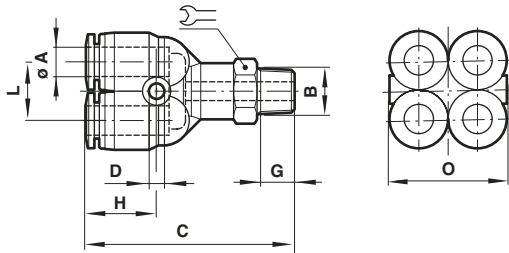
**C0096**



**Quadruple stem reducer**

Ø A	Ø A1	C	Ø D	H	L	O	Model
4	6	37	3,3	14	10,5	21	C00960604
6	8	40,5	3,3	15,5	12,5	25,5	C00960806

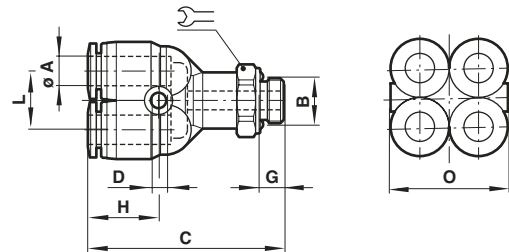
**C0195**



**Quadruple Y union**

Ø A	B	C	Ø D	G	H	L	O	Model
4	R1/8	44	3,3	8	14	10,5	21	C01950418
4	R1/4	48	3,3	10	14	10,5	21	C01950428
6	R1/8	48	3,3	8	15,5	12,5	25,5	C01950618
6	R1/4	51	3,3	10	15,5	12,5	25,5	C01950628

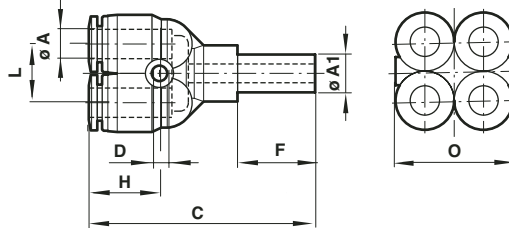
**C0295**



**Quadruple Y union**

Ø A	B	C	Ø D	G	H	L	O	Model
4	G1/8	46	3,3	5	14	10,5	21	C02950418
4	G1/4	49	3,3	6,5	14	10,5	21	C02950428
6	G1/8	49	3,3	6,5	15,5	12,5	25,5	C02950618
6	G1/4	52	3,3	8	15,5	12,5	25,5	C02950628

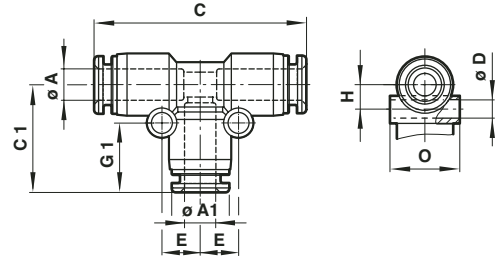
**C0097**



**Quadruple reducer**

Ø A	Ø A1	C	Ø D	F	H	L	O	Model
4	6	43,5	3,3	17	14	12,5	21	C00970604
6	8	48	3,3	19	15,5	14,5	25,5	C00970806

**C0060**



**Union tee**

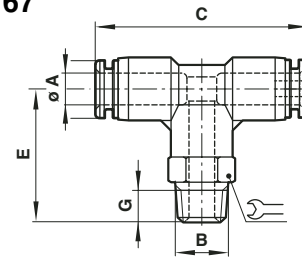
ØA	ØA1	C	C1	Ø D	E	G1	H	O	Model
4	4	36,5	19	3,3	6,5	12,5	8,5	10,5	C00600400
6	6	42	21,5	3,3	7,5	13,5	7,5	12,5	C00600600
8	8	45	23,5	4,3	9	15	9	14,5	C00600800
10	10	48	25,5	4,3	10	15,5	11	17,5	C00601000
12	12	57	29,5	4,3	13	16,5	12,5	20,5	C00601200
16	16	68	34,5	4,3	16	18	16	25,5	C00601600

**C006A**

**Union tee (unequal)**

Ø A	Ø A1	C	C1	Ø D	E	G1	H	O	Model
6	4	41,5	19	3,3	7	12,5	8	12,5	C006A0604
8	6	45	22	4,3	8,5	13,5	9,5	15	C006A0806
10	6	49	23	4,3	8,5	13,5	11	17,5	C006A1006
10	8	49	25	4,3	9,5	15	11	17,5	C006A1008
12	8	56	25,5	4,3	9,5	15	12,5	20,5	C006A1208
12	10	56	27,5	4,3	11	15,5	12,5	20,5	C006A1210
16	10	61	30,5	4,3	11,5	15,5	16	25,5	C006A1610
16	12	63,5	33	4,3	13	16,5	16	25,5	C006A1612

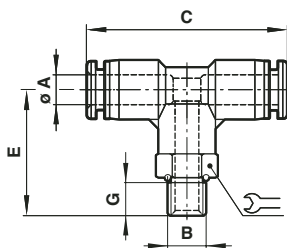
**C0167**



**Swivel tee adaptor**

Ø A	B	C	E	G	Model	
4	R1/8	37,5	24,5	8	10	C01670418
4	R1/4	37,5	26,5	10	14	C01670428
4	R3/8	37,5	27,5	11	17	C01670438
6	R1/8	41	26,5	8	12	C01670618
6	R1/4	41	29,5	10	14	C01670628
6	R3/8	41	30,5	11	17	C01670638
6	R1/2	41	33,5	14	21	C01670648
8	R1/8	44	28	8	14	C01670818
8	R1/4	44	31	10	14	C01670828
8	R3/8	44	32	11	17	C01670838
8	R1/2	44	35	14	21	C01670848
10	R1/8	47	28,5	8	17	C01671018
10	R1/4	47	32	10	17	C01671028
10	R3/8	47	32,5	11	17	C01671038
10	R1/2	47	35,5	14	21	C01671048
12	R1/8	55	32,5	8	19	C01671218
12	R1/4	55	34,5	10	19	C01671228
12	R3/8	55	35,5	11	19	C01671238
12	R1/2	55	38,5	14	21	C01671248
16	R3/8	64,5	43	11	24	C01671638
16	R1/2	64,5	46	14	24	C01671648

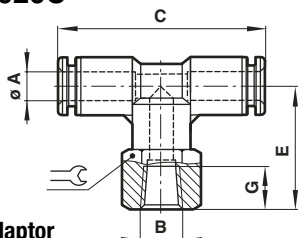
**C0267**



**Swivel tee adaptor**

Ø A	B	C	E	G	⌀	Model
4	M5	37,5	22	4,5	10	C02670405
4	M6	37,5	22	4,5	10	C02670406
4	G1/8	37,5	22	6	14	C02670418
4	G1/4	37,5	24	8	17	C02670428
4	G3/8	37,5	24	8	20	C02670438
6	M5	41	24	4,5	12	C02670605
6	M6	41	24	4,5	12	C02670606
6	G1/8	41	24,5	6	14	C02670618
6	G1/4	41	26,5	8	17	C02670628
6	G3/8	41	27,5	9	20	C02670638
6	G1/2	41	28,5	9	24	C02670648
8	G1/8	44,5	26	6	14	C02670818
8	G1/4	44,5	28	8	17	C02670828
8	G3/8	44,5	29	9	20	C02670838
8	G1/2	44,5	30	10	24	C02670848
10	G1/8	47	26,5	6	17	C02671018
10	G1/4	47	28,5	8	17	C02671028
10	G3/8	47	29,5	9	20	C02671038
10	G1/2	47	30,5	10	24	C02671048
12	G1/4	55	31,5	8	19	C02671228
12	G3/8	55	32,5	9	20	C02671238
12	G1/2	55	33,5	10	24	C02671248
16	G3/8	64,5	40	9	24	C02671638
16	G1/2	64,5	41	10	24	C02671648

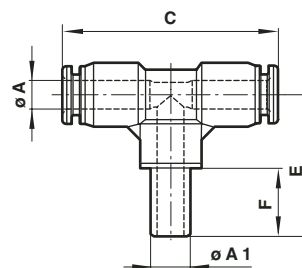
**C016C/C026C**



**Swivel tee adaptor (female)**

Ø A	B	C	E	G	⌀	Model
4	M5	37,5	17	8	10	C026C0405
4	M6	37,5	17	8	10	C026C0406
4	R1/8	38	17	9	14	C016C0418
4	R1/4	38	17	11	17	C016C0428
6	M5	41	17,5	8	12	C026C0605
6	M6	41	17,5	8	12	C026C0606
6	R1/8	41	17,5	9	14	C016C0618
6	R1/4	41	17,5	11	17	C016C0628
6	R3/8	41	17,5	12	22	C016C0638
8	R1/8	44,5	18,5	9	14	C016C0818
8	R1/4	44,5	18,5	11	17	C016C0828
8	R3/8	44,5	18,5	12	22	C016C0838
8	R1/2	44,5	18,5	14	24	C016C0848
10	R1/8	47	19,5	9	17	C016C1018
10	R1/4	47	19,5	11	17	C016C1028
10	R3/8	47	19,5	12	22	C016C1038
10	R1/2	47	19,5	14	24	C016C1048
12	R1/4	55	22	11	19	C016C1228
12	R3/8	55	22	12	22	C016C1238
12	R1/2	55	22	14	24	C016C1248

**C0063**



**Stem tee**

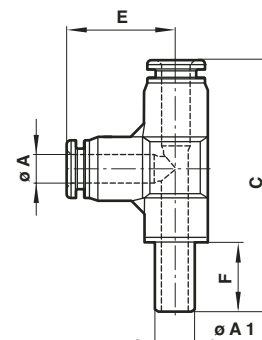
(equal)

Ø A	Ø A1	C	E	F	Model
4	4	37,5	32,5	24	C00630400
6	6	41	34,5	25	C00630600
8	8	44,5	36	26	C00630800
10	10	47	37,5	28	C00631000
12	12	55	39	30	C00631200

(unequal)

Ø A	Ø A1	C	E	F	Model
4	6	37,5	33,5	25	C00630604
6	8	41	35,5	28	C00630806
8	10	44,5	38,5	28	C00631008
10	12	47	39,5	30	C00631210

**C0064**



**Stem side tee**

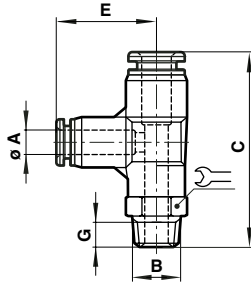
(equal)

Ø A	Ø A1	C	E	F	Model
4	4	58	20,5	17	C00640400
6	6	52,5	21,5	17,5	C00640600
8	8	67	23,5	18,5	C00640800
10	10	73	25,5	19,5	C00641000
12	12	82	30	22	C00641200

(unequal)

Ø A	Ø A1	C	E1	F	Model
4	6	59	20	17	C00640604
6	8	63,5	21,5	17,5	C00640806
8	10	69,5	23,5	18,5	C00641008
10	12	75	25,5	19,5	C00641210

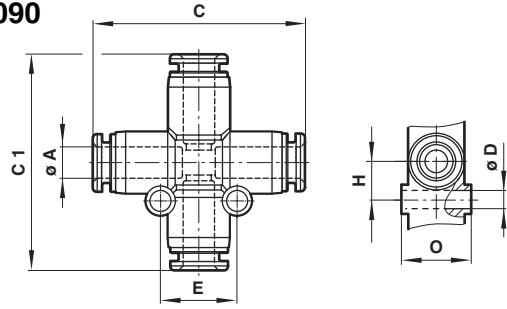
**C0168**



**Swivel side tee adaptor**

Ø A	B	C	E	G	⌀	Model
4	R1/8	45	20	8	10	C01680418
4	R1/4	48	20	10	14	C01680428
4	R3/8	49	20	11	17	C01680438
6	R1/8	48,5	21,5	8	12	C01680618
6	R1/4	51	21,5	10	14	C01680628
6	R3/8	52	21,5	11	17	C01680638
6	R1/2	55	21,5	14	21	C01680648
8	R1/8	52	23,5	8	14	C01680818
8	R1/4	55	23,5	10	14	C01680828
8	R3/8	56	23,5	11	17	C01680838
8	R1/2	59	23,5	14	21	C01680848
10	R1/8	55,5	25,5	8	17	C01681018
10	R1/4	58,5	25,5	10	17	C01681028
10	R3/8	59,5	25,5	11	17	C01681038
10	R1/2	62,5	25,5	14	21	C01681048
12	R1/8	63	30	8	19	C01681218
12	R1/4	65	30	10	19	C01681228
12	R3/8	66	30	11	19	C01681238
12	R1/2	69	30	14	21	C01681248

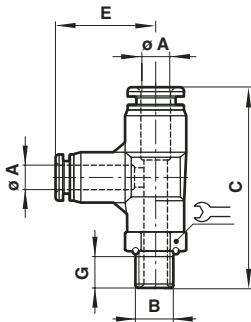
**C0090**



**Union cross**

Ø A	C	C1	Ø D	E	H	O	Model
4	36,5	38	3,3	13	6,5	10,5	C00900400
6	42	42,5	4,3	15	7,5	12,5	C00900600
8	45	47	4,3	18	9	14,5	C00900800
10	48	50,5	4,3	20	10	17,5	C00901000
12	55	57	4,3	24	12	20,5	C00901200

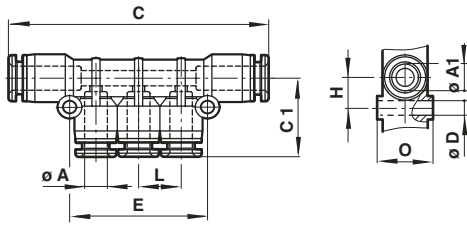
**C0268**



**Swivel side tee adaptor**

Ø A	B	C	E	G	⌀	Model
4	M5	42	20	4,5	10	C02680405
4	M6	42	20	4,5	10	C02680406
4	G1/8	43	20	6	14	C02680418
4	G1/4	45	20	8	17	C02680428
4	G3/8	45	20	8	20	C02680438
6	M5	46	21,5	4,5	12	C02680605
6	M6	46	21,5	4,5	12	C02680606
6	G1/8	47	21,5	6	14	C02680618
6	G1/4	49	21,5	8	17	C02680628
6	G3/8	50	21,5	9	20	C02680638
8	G1/8	50	23,5	6	14	C02680818
8	G1/4	52	23,5	8	17	C02680828
8	G3/8	56	23,5	9	20	C02680838
8	G1/2	54	23,5	10	24	C02680848
10	G1/8	54	25,5	6	17	C02681018
10	G1/4	56	25,5	8	17	C02681028
10	G3/8	57	25,5	9	20	C02681038
10	G1/2	58	25,5	10	24	C02681048
12	G1/4	62	30	8	19	C02681228
12	G3/8	63	30	9	20	C02681238
12	G1/2	64	30	10	24	C02681248

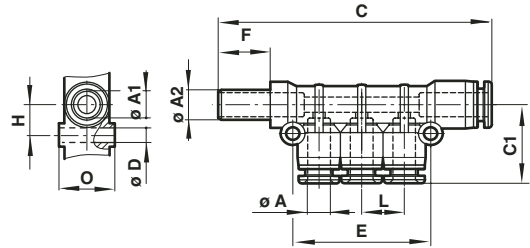
**C00D3**



**Manifold union**

Ø A	Ø A1	C	C1	D	E	H	L	O	Model
4	6	63,5	18	3,3	34	7,5	10,5	12,5	C00D30604
4	8	65,5	21,5	4,3	35	9	10,5	14,5	C00D30804
6	8	71,5	22,5	4,3	41	9,5	12,5	14,5	C00D30806
6	10	78	23,5	4,3	42	9,5	12,5	17,5	C00D31006
8	10	83,5	26	4,3	47	9,5	14,5	17,5	C00D31008

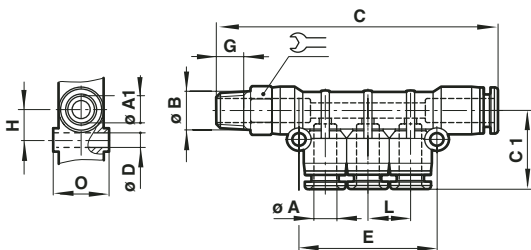
**C00J3**



**Stem manifold**

Ø A	Ø A1	Ø A2	C	C1	Ø D	E	F	H	L	O	Model
4	6	6	84,5	24	3,3	34	25	7,5	10,5	12,5	C00J30604
4	8	8	89,5	28,5	4,3	35	28,5	9	10,5	14,5	C00J30804
6	8	8	95,5	34	4,3	41	28,5	9,5	12,5	14,5	C00J30806
8	10	10	109,5	34,5	4,3	47	31	9,5	14,5	17,5	C00J31008

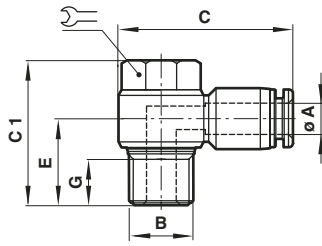
**C01D3**



**Male manifold**

Ø A	Ø A1	B	C	C1	E	G	H	L	O	Model
4	6	R1/8	72	24	34	8	7,5	10,5	12,5	C01D30418
4	8	R1/8	74	28,5	35	8	9	10,5	14,5	C01D30428
6	8	R1/4	82,5	34	41	10	9,5	12,5	14,5	C01D30628
8	10	R3/8	95	34,5	47	10	9,5	14,5	17,5	C01D30838

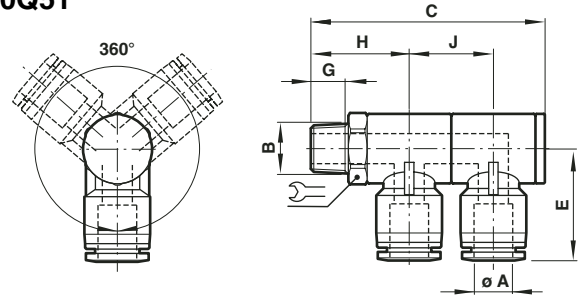
**C0A51**



**Banjo**

Ø A	B	C	C1	E	G	⌀	Model
4	M5	25	18	10	3,5	8	COA510405
4	G1/8	30,5	25	14,5	11	8	COA510418
4	G1/4	34,5	29	16,5	10	12	COA510428
6	M5	18	28	11	3,5	8	COA510605
6	G1/8	31	25	14,5	8	8	COA510618
6	G1/4	35	29	16,5	10	12	COA510628
6	G3/8	38,5	32,5	20,5	11	14	COA510638
8	G1/8	33	25	13,5	8	8	COA510818
8	G1/4	37	29	16	10	12	COA510828
8	G3/8	40	32,5	20,5	11	14	COA510838
8	G1/2	46	39,5	23	14	17	COA510848
10	G1/4	39	29	15,5	10	12	COA511028
10	G3/8	42	32,5	19,5	11	14	COA511038
10	G1/2	47,5	39,5	23	14	17	COA511048
12	G3/8	46	32,5	18,5	11	14	COA511238
12	G1/2	50	39,5	21,5	14	17	COA511248

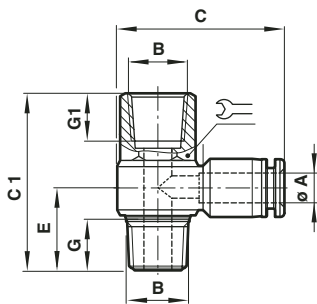
**C0Q51**



**2x Swivel elbow adaptor**

Ø A	B	C	E	G	H	J	⌀	Model
4	R1/8	52	24	8	22,5	18	14	C0Q510418
4	R1/4	63	26	10	27,5	22	17	C0Q510428
4	R3/8	65	28	11	29	22	21	C0Q510438
4	R1/2	74	30	14	34	24	24	C0Q510448
6	R1/8	52	25	8	22,5	18	14	C0Q510618
6	R1/4	63	27	10	27,5	22	17	C0Q510628
6	R3/8	65	28,5	11	29	22	21	C0Q510638
6	R1/2	74	30	14	34	24	24	C0Q510648
8	R1/8	52	27	8	22,5	18	14	C0Q510818
8	R1/4	63	28,5	10	27,5	22	17	C0Q510828
8	R3/8	65	30,5	11	29	22	21	C0Q510838
8	R1/2	74	32	14	34	24	24	C0Q510848
10	R1/8	52	28,5	8	22,5	18	14	C0Q511018
10	R1/4	63	30,5	10	27,5	22	17	C0Q511028
10	R3/8	65	32,5	11	29	22	21	C0Q511038
10	R1/2	74	34,5	14	34	24	24	C0Q511048
12	R1/4	63	36	10	27,5	22	17	C0Q511228
12	R3/8	65	36	11	29	22	21	C0Q511238
12	R1/2	74	38	14	34	24	24	C0Q511248

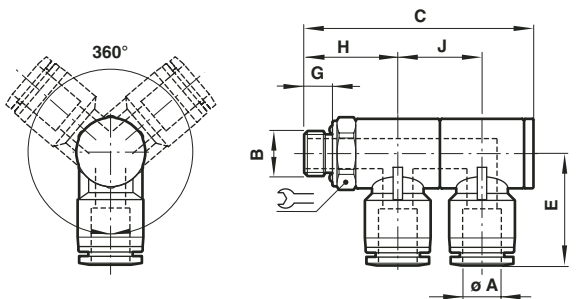
**C0D51  
C0E51  
C0F51  
C0G51**



**Banjo**  
(with top port)

Ø A	B	C	C1	E	G	G1	⌀	Model
4	M5	25	20	10	3,5	6	8	C0D510405
4	R1/8	30,5	30	14,5	9	8	14	C0E510418
4	R1/4	34,5	35,5	18	11	10	17	C0F510428
6	M5	28	20	11	3,5	6	8	C0D510605
6	R1/8	31	30	14,5	9	8	14	C0E510618
6	R1/4	35	35,5	18	11	10	17	C0F510628
6	R3/8	38,5	41	21	12	11	21	C0G510638
8	R1/8	33	30	15,5	9	8	14	C0E510818
8	R1/4	38	35,5	19	11	10	17	C0F510828
8	R3/8	40	41	21	12	11	21	C0G510838
10	R1/4	39	35,5	20	11	10	17	C0F511028
10	R3/8	42	41	22,5	12	11	21	C0G511038
12	R3/8	46	41	23	12	11	21	C0G511238

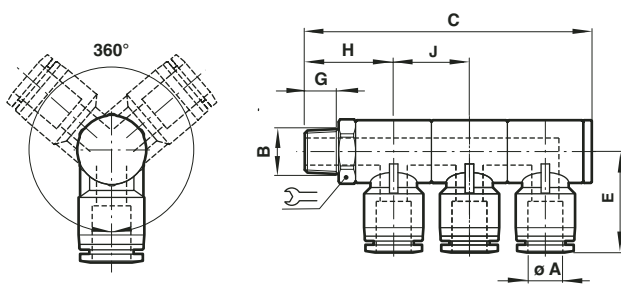
**C0B51**



**2x Swivel elbow adaptor**

Ø A	B	C	E	G	H	J	⌀	Model
4	G1/8	50	24	5	20,5	18	14	C0B510418
4	G1/4	61	26	6,5	25,5	22	17	C0B510428
4	G3/8	62	28	6,5	26	22	21	C0B510438
4	G1/2	70	30	8	29,5	24	24	C0B510448
6	G1/8	50	25	5	20,5	18	14	C0B510618
6	G1/4	61	27	6,5	25,5	22	17	C0B510628
6	G3/8	62	28,5	6,5	26	22	21	C0B510638
6	G1/2	70	30	8	29,5	24	24	C0B510648
8	G1/8	50	27	5	20,5	18	14	C0B510818
8	G1/4	61	28,5	6,5	25,5	22	17	C0B510828
8	G3/8	62	30,5	6,5	26	22	21	C0B510838
8	G1/2	70	32	8	29,5	24	24	C0B510848
10	G1/8	50	28,5	5	20,5	18	14	C0B511018
10	G1/4	61	30,5	6,5	25,5	22	17	C0B511028
10	G3/8	62	32,5	6,5	26	22	21	C0B511038
10	G1/2	70	34,5	8	29,5	24	24	C0B511048
12	G1/4	61	36	6,5	25,5	22	17	C0B511228
12	G3/8	62	36	6,5	26	22	21	C0B511238
12	G1/2	70	38	8	29,5	24	24	C0B511248

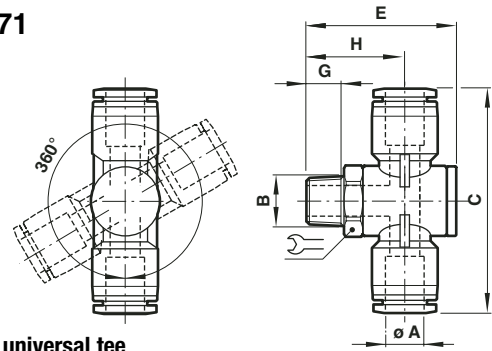
**C0H51**



**3x Swivel elbow adaptor**

Ø A	B	C	E	G	H	J	3/8	Model
4	R1/8	70	24	8	22,5	18	14	C0H510418
4	R1/4	85	26	10	27,5	22	17	C0H510428
4	R3/8	87	28	11	29	22	21	C0H510438
4	R1/2	97,5	30	14	34	24	24	C0H510448
6	R1/8	70	25	8	22,5	18	14	C0H510618
6	R1/4	85	27	10	27,5	22	17	C0H510628
6	R3/8	87	28,5	11	29	22	21	C0H510638
6	R1/2	97,5	30	14	34	24	24	C0H510648
8	R1/8	70	27	8	22,5	18	14	C0H510818
8	R1/4	85	28,5	10	27,5	22	17	C0H510828
8	R3/8	87	30,5	11	29	22	21	C0H510838
8	R1/2	97,5	32	14	34	24	24	C0H510848
10	R1/8	70	28,5	8	22,5	18	14	C0H511018
10	R1/4	85	30,5	10	27,5	22	17	C0H511028
10	R3/8	87	32,5	11	29	22	21	C0H511038
10	R1/2	97,5	34,5	14	34	24	24	C0H511048
12	R1/4	85	36	10	27,5	22	17	C0H511228
12	R3/8	87	36	11	29	22	21	C0H511238
12	R1/2	87,5	38	14	34	24	24	C0H511248

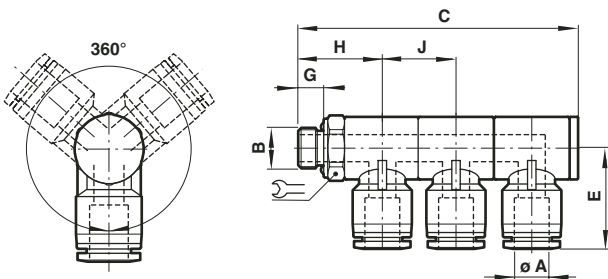
**C0N71**



**Single universal tee**

Ø A	B	C	E	G	H	3/8	Model
4	R1/8	47	34	8	25,5	14	C0N710418
4	R1/4	50,5	41	10	27,5	17	C0N710428
4	R3/8	54,5	43	11	29	21	C0N710438
4	R1/2	58,5	50	14	34	24	C0N710448
6	R1/8	48,5	34	8	25,5	14	C0N710618
6	R1/4	52	41	10	27,5	17	C0N710628
6	R3/8	56	43	11	29	21	C0N710638
6	R1/2	58,5	50	14	34	24	C0N710648
8	R1/8	52	34	8	25,5	14	C0N710818
8	R1/4	55,5	41	10	27,5	17	C0N710828
8	R3/8	59,5	43	11	29	21	C0N710838
8	R1/2	63,5	50	14	34	24	C0N710848
10	R1/8	56	34	8	25,5	14	C0N711018
10	R1/4	59,5	41	10	27,5	17	C0N711028
10	R3/8	63,5	43	11	29	21	C0N711038
10	R1/2	67	50	14	34	24	C0N711048
12	R1/4	66	41	10	27,5	17	C0N711228
12	R3/8	70	43	11	29	21	C0N711238
12	R1/2	74,5	50	14	34	24	C0N711248

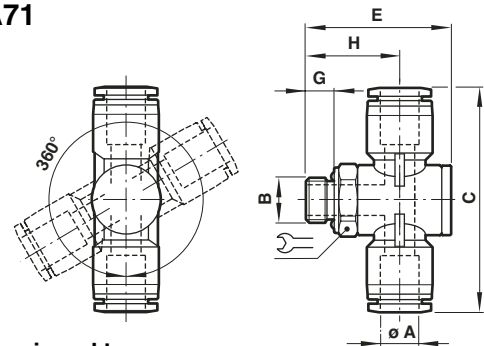
**C0C51**



**3x Swivel elbow adaptor**

Ø A	B	C	E	G	H	J	3/8	Model
4	G1/8	68	24	5	20,5	18	14	C0C510418
4	G1/4	83	26	6,5	25,5	22	17	C0C510428
4	G3/8	84	28	6,5	26	22	21	C0C510438
4	G1/2	93	30	8	29,5	24	24	C0C510448
6	G1/8	68	25	5	20,5	18	14	C0C510618
6	G1/4	83	27	6,5	25,5	22	17	C0C510628
6	G3/8	84	28,5	6,5	26	22	21	C0C510638
6	G1/2	93	30	8	29,5	24	24	C0C510648
8	G1/8	68	27	5	20,5	18	14	C0C510818
8	G1/4	83	28,5	6,5	25,5	22	17	C0C510828
8	G3/8	84	30,5	6,5	26	22	21	C0C510838
8	G1/2	93	32	8	29,5	24	24	C0C510848
10	G1/8	68	28,5	5	20,5	18	14	C0C511018
10	G1/4	83	30,5	6,5	25,5	22	17	C0C511028
10	G3/8	84	32,5	6,5	26	22	21	C0C511038
10	G1/2	83	34,5	8	29,5	24	24	C0C511048
12	G1/4	83	34	6,5	25,5	22	17	C0C511228
12	G3/8	84	35	6,5	26	22	21	C0C511238
12	G1/2	93	38	8	29,5	24	24	C0C511248

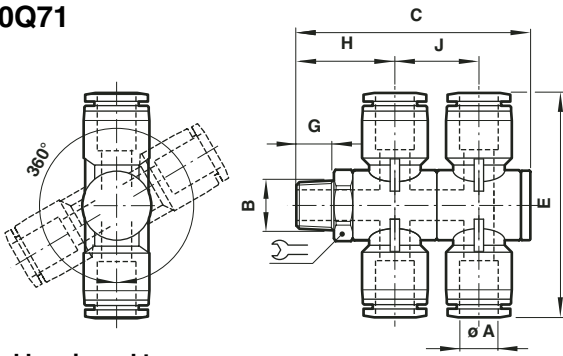
**C0A71**



**Single universal tee**

Ø A	B	C	E	G	H	3/8	Model
4	G1/8	47	32	5	20,5	14	C0A710418
4	G1/4	50,5	39	6,5	25,5	17	C0A710428
4	G3/8	54,5	40	6,5	26	21	C0A710438
4	G1/2	58,5	45,5	8	29,5	24	C0A710448
6	G1/8	48,5	32	5	20,5	14	C0A710618
6	G1/4	52	39	6,5	25,5	17	C0A710628
6	G3/8	56	40	6,5	26	21	C0A710638
6	G1/2	58,5	45,5	8	29,5	24	C0A710648
8	G1/8	52	32	5	20,5	14	C0A710818
8	G1/4	55,5	39	6,5	25,5	17	C0A710828
8	G3/8	59,5	40	6,5	26	21	C0A710838
8	G1/2	62,5	45,5	8	29,5	24	C0A710848
10	G1/8	56	32	5	20,5	14	C0A711018
10	G1/4	59,5	39	6,5	25,5	17	C0A711028
10	G3/8	63,5	40	6,5	26	21	C0A711038
10	G1/2	67	45,5	8	29,5	24	C0A711048
12	G1/4	66	39	6,5	25,5	17	C0A711228
12	G3/8	70	40	6,5	26	21	C0A711238
12	G1/2	74,5	45,5	8	29,5	24	C0A711248

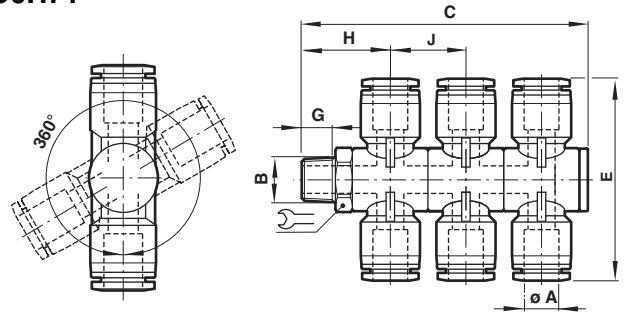
**C0Q71**



**Double universal tee**

Ø A	B	C	E	G	H	J	W	Model
4	R1/8	52	47	8	22,5	18	14	C0Q710418
4	R1/4	63	50,5	10	27,5	22	17	C0Q710428
4	R3/8	65	54,5	11	29	22	21	C0Q710438
4	R1/2	74	58,5	14	34	24	24	C0Q710448
6	R1/8	52	48,5	8	22,5	18	14	C0Q710618
6	R1/4	63	52	10	27,5	22	17	C0Q710628
6	R3/8	65	56	11	29	22	21	C0Q710638
6	R1/2	74	58,5	14	34	24	24	C0Q710648
8	R1/8	52	52	8	22,5	18	14	C0Q710818
8	R1/4	63	55,5	10	27,5	22	17	C0Q710828
8	R3/8	65	59,5	11	29	22	21	C0Q710838
8	R1/2	74	62,5	14	34	24	24	C0Q710848
10	R1/8	52	56	8	22,5	18	14	C0Q711018
10	R1/4	63	59,5	10	27,5	22	17	C0Q711028
10	R3/8	65	63,5	11	29	22	21	C0Q711038
10	R1/2	74	67	14	34	24	24	C0Q711048
12	R1/4	63	66	10	27,5	21	17	C0Q711228
12	R3/8	65	70	11	29	21	21	C0Q711238
12	R1/2	74	74,5	14	34	24	24	C0Q711248

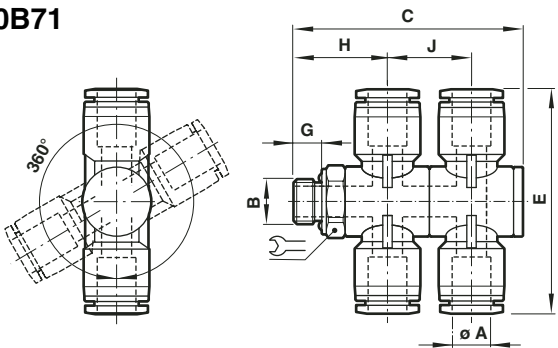
**C0H71**



**Triple universal tee**

Ø A	B	C	E	G	H	J	W	Model
4	R1/8	70	47	8	22,5	18	14	C0H710418
4	R1/4	85	50,5	10	27,5	22	17	C0H710428
4	R3/8	87	54,5	11	29	22	21	C0H710438
4	R1/2	97,5	58,5	14	34	24	24	C0H710448
6	R1/8	70	48,5	8	22,5	18	14	C0H710618
6	R1/4	85	52	10	27,5	22	17	C0H710628
6	R3/8	87	56	11	29	22	21	C0H710638
6	R1/2	97,5	58,5	14	34	24	24	C0H710648
8	R1/8	70	52	8	22,5	18	14	C0H710818
8	R1/4	85	55,5	10	27,5	22	17	C0H710828
8	R3/8	87	59,5	11	29	22	21	C0H710838
8	R1/2	97,5	62,5	14	34	24	24	C0H710848
10	R1/8	70	56	8	22,5	18	14	C0H711018
10	R1/4	85	59,5	10	27,5	22	17	C0H711028
10	R3/8	87	63,5	11	29	22	21	C0H711038
10	R1/2	97,5	67	14	34	24	24	C0H711048
12	R1/4	85	66	10	27,5	21	17	C0H711228
12	R3/8	87	70	11	29	21	21	C0H711238
12	R1/2	97,5	74,5	14	34	24	24	C0H711248

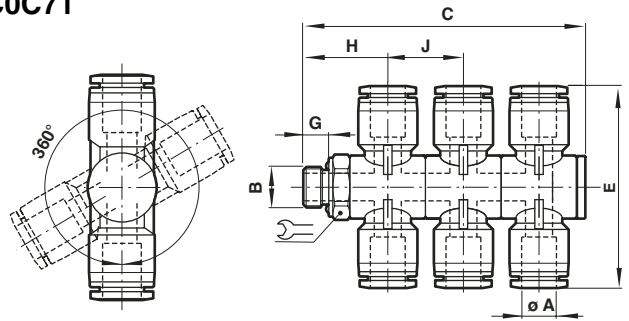
**C0B71**



**Double universal tee**

Ø A	B	C	E	G	H	J	W	Model
4	G1/8	50	47	5	20,5	18	14	C0B710418
4	G1/4	61	50,5	6,5	25,5	22	17	C0B710428
4	G3/8	62	54,5	6,5	26	22	21	C0B710438
4	G1/2	69,5	58,5	8	29,5	24	24	C0B710448
6	G1/8	50	48,5	5	20,5	18	14	C0B710618
6	G1/4	61	52	6,5	25,5	22	17	C0B710628
6	G3/8	62	56	6,5	26	22	21	C0B710638
6	G1/2	69,5	58,5	8	29,5	24	24	C0B710648
8	G1/8	50	52	5	20,5	18	14	C0B710818
8	G1/4	61	55,5	6,5	25,5	22	17	C0B710828
8	G3/8	62	59,5	6,5	26	22	21	C0B710838
8	G1/2	69,5	62,5	8	29,5	24	24	C0B710848
10	G1/8	50	56	5	20,5	18	14	C0B711018
10	G1/4	61	59,5	6,5	25,5	22	17	C0B711028
10	G3/8	62	63,5	6,6	26	22	21	C0B711038
10	G1/2	69,5	67	8	29,5	24	24	C0B711048
12	G1/4	61	66	6,5	25,5	21	17	C0B711228
12	G3/8	62	70	6,5	26	21	21	C0B711238
12	G 1/2	69,5	74,5	8	29,5	24	24	C0B711248

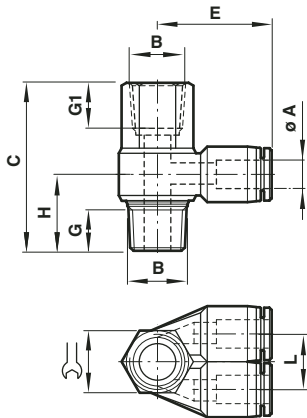
**C0C71**



**Triple universal tee**

Ø A	B	C	E	G	H	J	W	Model
4	G1/8	68	47	5	20,5	18	14	C0C710418
4	G1/4	83	50,5	6,5	25,5	22	17	C0C710428
4	G3/8	84	54,5	6,5	26	22	21	C0C710438
4	G1/2	93	58,5	8	29,5	24	24	C0C710448
6	G1/8	68	48,5	5	20,5	18	14	C0C710618
6	G1/4	83	52	6,5	25,5	22	17	C0C710628
6	G3/8	84	56	6,5	26	22	21	C0C710638
6	G1/2	93	58,5	8	29,5	24	24	C0C710648
8	G1/8	68	52	5	20,5	18	14	C0C710818
8	G1/4	83	55,5	6,5	25,5	22	17	C0C710828
8	G3/8	84	59,5	6,5	26	22	21	C0C710838
8	G1/2	93	62,5	8	29,5	24	24	C0C710848
10	G1/8	68	56	5	20,5	18	14	C0C711018
10	G1/4	83	59,5	6,5	25,5	22	17	C0C711028
10	G3/8	84	63,5	6,6	26	22	21	C0C711038
10	G1/2	93	67	8	29,5	24	24	C0C711048
12	G1/4	83	66	6,5	25,5	21	17	C0C711228
12	G3/8	84	70	6,5	26	21	21	C0C711238
12	G 1/2	93	74,5	8	29,5	24	24	C0C711248

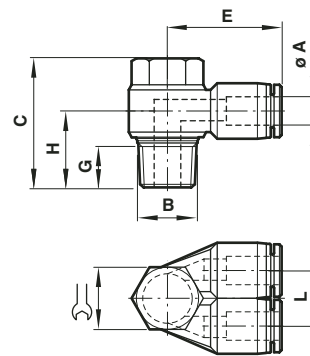
**C0\*7J**



**Branch adaptor**

Ø A	B	C	E	G	G1	H	L	≡	Model
6	R1/8	30	23	8	8	14,5	12,5	14	C0E7J0618
8	R1/4	35,5	28,5	10	10	18,5	15	17	C0F7J0828
10	R1/4	35,5	31	10	10	19,5	17,5	17	C0F7J1028
10	R3/8	41	31	11	11	20,5	17,5	21	C0G7J1038
12	R3/8	41	36	11	11	22	20,5	21	C0G7J1238
12	R1/2	50	36,5	14	14	25,5	20,5	24	C0H7J1248

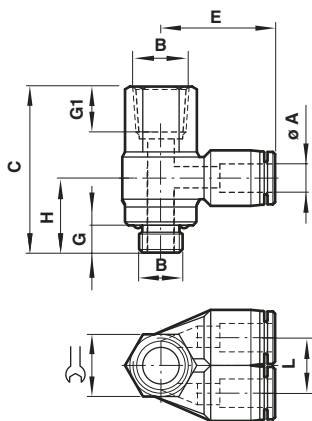
**C0N70**



**Branch adaptor**

Ø A	B	C	E	G	H	L	≡	Model
6	R1/8	25	23	8	14,5	12,5	11	C0N700618
8	R1/4	29	28,5	10	18,5	15	15	C0N700828
10	R1/4	29	31	10	19,5	17,5	15	C0N701028
10	R3/8	32,5	31	11	20,5	17,5	19	C0N701038
12	R3/8	32,5	36	11	22	20,5	19	C0N701238
12	R1/2	39,5	36,5	14	25,5	20,5	24	C0N701248

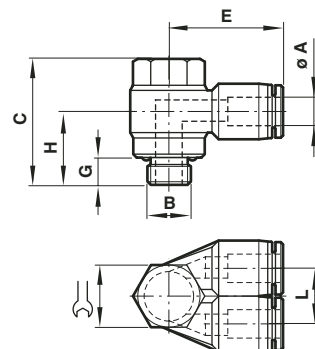
**C0\*7K**



**Branch adaptor**

Ø A	B	C	E	G	G1	H	L	≡	Model
4	M5	20	19,5	3,5	7	10	10,5	8	C0D7K0405
6	G1/8	30	23	8	8	14	12,5	14	C0E7K0618
8	G1/4	35,5	27	10	10	17,5	14,5	17	C0F7K0828
10	G1/4	35,5	28	10	10	17,5	17,5	17	C0F7K1028
10	G3/8	41	30	11	11	17,5	17,5	21	C0G7K1038
12	G3/8	41	33	11	11	17,5	20,5	21	C0G7K1238
12	G1/2	50	35	14	14	20	20,5	24	C0H7K1248

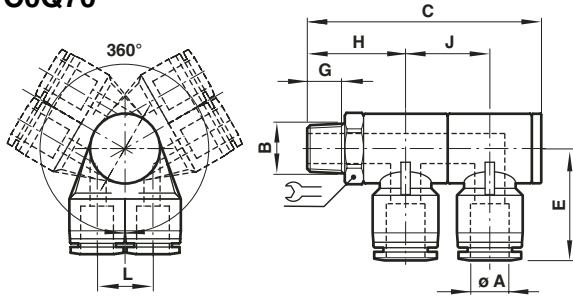
**C0A70**



**Branch adaptor**

Ø A	B	C	E	G	H	L	≡	Model
4	M5	18	19,5	3,6	10	10,5	8	C0A700405
6	G1/8	23,5	23	4,5	14	12,5	8	C0A700618
8	G1/4	28	28,5	6	17,5	15	12	C0A700828
10	G1/4	28	31	6	19	17,5	12	C0A701028
10	G3/8	32,5	31	6	21	17,5	14	C0A701038
12	G3/8	32,5	36	6	22,5	20,5	14	C0A701238
12	G1/2	34	36,5	7,5	23	20,5	17	C0A701248

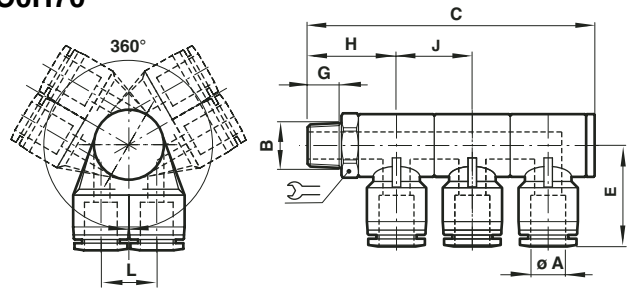
**C0Q70**



**Double branch adaptor**

Ø A	B	C	E	G	H	J	≡	Model
4	R1/8	52	24	8	22,5	18	14	C0Q700418
4	R1/4	63	26	10	27,5	22	17	C0Q700428
4	R3/8	65	28	11	29	22	21	C0Q700438
4	R1/2	74	30,5	14	34	24	24	C0Q700448
6	R1/8	52	25	8	22,5	18	14	C0Q700618
6	R1/4	63	27	10	27,5	22	17	C0Q700628
6	R3/8	65	28,5	11	29	22	21	C0Q700638
6	R1/2	74	31	14	34	24	24	C0Q700648
8	R1/8	52	27	8	22,5	18	14	C0Q700818
8	R1/4	63	30,5	10	27,5	22	17	C0Q700828
8	R3/8	65	30,5	11	29	22	21	C0Q700838
8	R1/2	74	32,5	14	34	24	24	C0Q700848
10	R1/8	52	28,5	8	22,5	18	14	C0Q701018
10	R1/4	63	30,5	10	27,5	22	17	C0Q701028
10	R3/8	65	32,5	11	29	22	21	C0Q701038
10	R1/2	74	35	14	34	24	24	C0Q701048
12	R1/4	63	34	10	27,5	22	17	C0Q701228
12	R3/8	65	35	11	29	22	21	C0Q701238
12	R1/2	74	39	14	34	24	24	C0Q701248

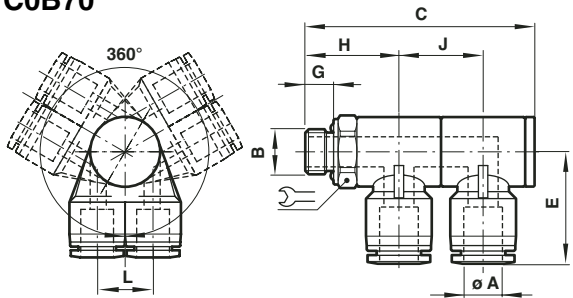
**C0H70**



**Triple branch adaptor**

Ø A	B	C	E	G	H	J	≡	Model
4	R1/8	52	24	8	22,5	18	14	C0H700418
4	R1/4	63	26	10	27,5	22	17	C0H700428
4	R3/8	65	28	11	29	22	21	C0H700438
4	R1/2	74	30,5	14	34	24	24	C0H700448
6	R1/8	52	25	8	22,5	18	14	C0H700618
6	R1/4	63	27	10	27,5	22	17	C0H700628
6	R3/8	65	28,5	11	29	22	21	C0H700638
6	R1/2	74	31	14	34	24	24	C0H700648
8	R1/8	52	27	8	22,5	18	14	C0H700818
8	R1/4	63	30,5	10	27,5	22	17	C0H700828
8	R3/8	65	30,5	11	29	22	21	C0H700838
8	R1/2	74	32,5	14	34	24	24	C0H700848
10	R1/8	52	28,5	8	22,5	18	14	C0H701018
10	R1/4	63	30,5	10	27,5	22	17	C0H701028
10	R3/8	65	32,5	11	29	22	21	C0H701038
10	R1/2	74	35	14	34	24	24	C0H701048
12	R1/4	63	34	10	27,5	22	17	C0H701228
12	R3/8	65	35	11	29	22	21	C0H701238
12	R1/2	74	39	14	34	24	24	C0H701248

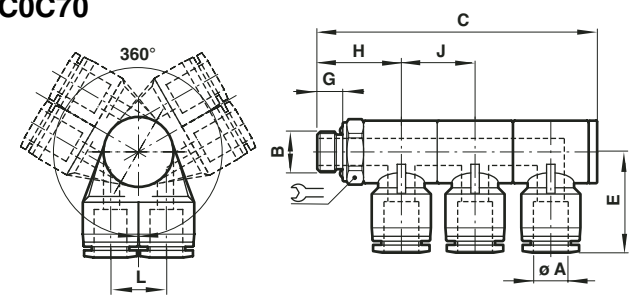
**C0B70**



**Double branch adaptor**

Ø A	B	C	E	G	H	J	≡	Model
4	G1/8	50	24	5	20,5	18	14	C0B700418
4	G1/4	61	26	6,5	25,5	22	17	C0B700428
4	G3/8	62	28	6,5	26	22	21	C0B700438
4	G1/2	69,5	30,5	8	29,5	24	24	C0B700448
6	G1/8	50	25	5	20,5	18	14	C0B700618
6	G1/4	61	27	6,5	25,5	22	17	C0B700628
6	G3/8	62	28,5	6,5	26	22	21	C0B700638
6	G1/2	69,5	31	8	29,5	24	24	C0B700648
8	G1/8	50	27	5	20,5	18	14	C0B700818
8	G1/4	61	30,5	6,5	25,5	22	17	C0B700828
8	G3/8	62	30,5	6,5	26	22	21	C0B700838
8	G1/2	69,5	32,5	8	29,5	24	24	C0B700848
10	G1/8	50	28,5	5	20,5	18	14	C0B701018
10	G1/4	61	30,5	6,5	25,5	22	17	C0B701028
10	G3/8	62	32,5	6,5	26	22	21	C0B701038
10	G1/2	69,5	35	8	29,5	24	24	C0B701048
12	G1/4	61	34	6,5	25,5	22	17	C0B701228
12	G3/8	62	35	6,5	26	22	21	C0B701238
12	G1/2	69,5	39	8	29,5	24	24	C0B701248

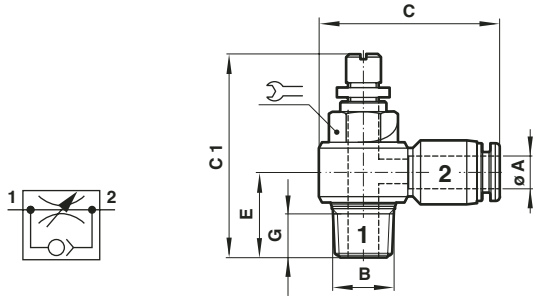
**C0C70**



**Triple branch adaptor**

Ø A	B	C	E	G	H	J	≡	Model
4	G1/8	68	24	5	20,5	18	14	C0C700418
4	G1/4	83	26	6,5	25,5	22	17	C0C700428
4	G3/8	84	28	6,5	26	22	21	C0C700438
4	G1/2	93	30,5	8	29,5	24	24	C0C700448
6	G1/8	68	25	5	20,5	18	14	C0C700618
6	G1/4	83	27	6,5	25,5	22	17	C0C700628
6	G3/8	84	28,5	6,5	26	22	21	C0C700638
6	G1/2	93	31	8	29,5	24	24	C0C700648
8	G1/8	68	27	5	20,5	18	14	C0C700818
8	G1/4	83	30,5	6,5	25,5	22	17	C0C700828
8	G3/8	84	30,5	6,5	26	22	21	C0C700838
8	G1/2	93	32,5	8	29,5	24	24	C0C700848
10	G1/8	68	28,5	5	20,5	18	14	C0C701018
10	G1/4	83	30,5	6,5	25,5	22	17	C0C701028
10	G3/8	84	32,5	6,5	26	22	21	C0C701038
10	G1/2	93	35	8	29,5	24	24	C0C701048
12	G1/4	83	34	6,5	25,5	22	17	C0C701228
12	G3/8	84	35	6,5	26	22	21	C0C701238
12	G1/2	93	39	8	29,5	24	24	C0C701248

**C0TA0**

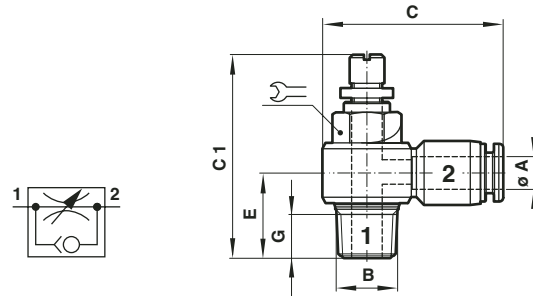


**Banjo flow control**  
(out)

Ø A	B	C	C1 min.	C1 max.	E	G	⌀	Model
4	R1/8	30,5	35	40	14,5	8	11	C0TA00418
4	R1/4	34,5	40	45,5	18	10	15	C0TA00428
6	R1/8	31	35	31	14,5	8	11	C0TA00618
6	R1/4	35	40	45,5	18	10	15	C0TA00628
6	R3/8	38,5	46,5	55	21	11	19	C0TA00638
8	R1/8	33	35	40	15,5	8	11	C0TA00818
8	R1/4	37	40	45,5	19	10	15	C0TA00828
8	R3/8	40	46,5	55	21	11	19	C0TA00838
8	R1/2	46	53	60	25	14	24	C0TA00848
10	R1/4	39	40	45,5	20	10	15	C0TA01028
10	R3/8	42	46,5	55	22,5	11	19	C0TA01038
10	R1/2	47,5	53	60	25	14	24	C0TA01048
12	R1/4	41	40	45,5	22	10	15	C0TA01228
12	R3/8	46	46,5	55	23	11	19	C0TA01238
12	R1/2	50	53	60	27	14	24	C0TA01248

Control flow, see page 5

**C0SA0**

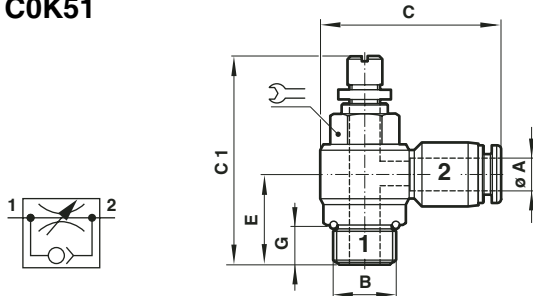


**Banjo flow control**  
(in)

Ø A	B	C	C1 min.	C1 max.	E	G	⌀	Model
4	R1/8	30,5	35	40	14,5	8	11	C0SA00418
4	R1/4	34,5	40	45,5	18	10	15	C0SA00428
6	R1/8	31	35	40	14,5	8	11	C0SA00618
6	R1/4	35	40	45,5	18	10	15	C0SA00628
6	R3/8	39	46,5	55	21	11	19	C0SA00638
8	R1/8	33	35	40	15,5	8	11	C0SA00818
8	R1/4	37	40	45,5	19	10	15	C0SA00828
8	R3/8	40	46,5	55	21	11	19	C0SA00838
8	R1/2	46	53	60	25	14	24	C0SA00848
10	R1/4	39	40	45,5	20	10	15	C0SA01028
10	R3/8	42	46,5	55	22,5	11	19	C0SA01038
10	R1/2	47,5	53	60	25	14	24	C0SA01048
12	R1/4	41	40	45,5	22	10	15	C0SA01228
12	R3/8	46	46,5	55	23	11	19	C0SA01238
12	R1/2	50	53	60	27	14	24	C0SA01248

Control flow, see page 5

**C0K51**

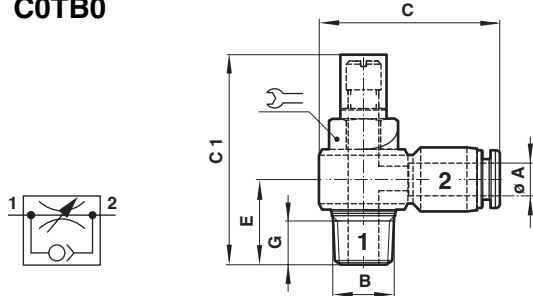


**Banjo flow control**  
(out)

Ø A	B	C	C1 min.	C1 max.	E	G	⌀	Model
3	M5	21,5	27	30	9,5	3,5	8	C0K510305
4	M5	25	27	30	10	3,5	8	C0K510405
4	G1/8	30,5	35	40	15	6	8	C0K510418
4	G1/4	34,5	40	45,5	17	8	12	C0K510428
6	M5	28	27	30	11	3,5	8	C0K510605
6	G1/8	31	35	40	15	6	8	C0K510618
6	G1/4	35	40	45,5	17	8	12	C0K510628
6	G3/8	38,5	46,5	55	21	8	14	C0K510638
8	G1/8	33	35	40	14	6	8	C0K510818
8	G1/4	37	40	45,5	16	8	12	C0K510828
8	G3/8	40	46,5	55	21	8	14	C0K510838
8	G1/2	46	53	60	22,5	9	17	C0K510848
10	G1/4	39	40	45,5	18	8	12	C0K511028
10	G3/8	42	46,5	55	19,5	8	14	C0K511038
10	G1/2	47,5	53	60	22,5	9	17	C0K511048
12	G1/4	41	40	45,5	20	8	12	C0K511228
12	G3/8	46	46,5	55	19	8	14	C0K511238
12	G1/2	50	53	60	21	9	17	C0K511248

Control flow, see page 5

**C0TB0**

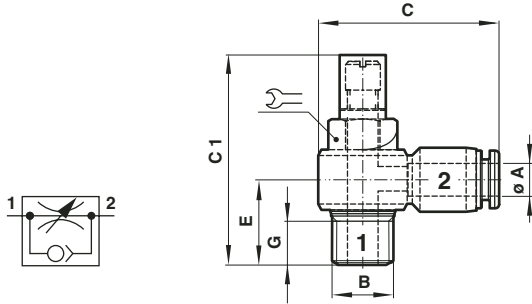


**Shrouded banjo**  
(out)

Ø A	B	C	C1	E	G	⌀	Model
4	R1/8	30,5	31,5	15	8	11	C0TB00418
4	R1/4	34,5	37	18,5	10	15	C0TB00428
6	R1/8	31	31,5	15	8	11	C0TB00618
6	R1/4	35	37	18,5	10	15	C0TB00628
6	R3/8	38,5	43,5	22	11	19	C0TB00638
8	R1/8	33	31,5	16,5	8	11	C0TB00818
8	R1/4	37	37	19,5	10	15	C0TB00828
8	R3/8	40	43,5	22	11	19	C0TB00838
8	R1/2	46	50	26,5	14	24	C0TB00848
10	R1/4	39	37	21	10	15	C0TB01028
10	R3/8	42	43,5	23,5	11	19	C0TB01038
10	R1/2	47,5	50	26,5	14	24	C0TB01048
12	R1/4	41	37	22,5	10	15	C0TB01228
12	R3/8	46	43,5	24	11	19	C0TB01238
12	R1/2	50	50	28	14	24	C0TB01248

Control flow, see page 5

**C0KB0**

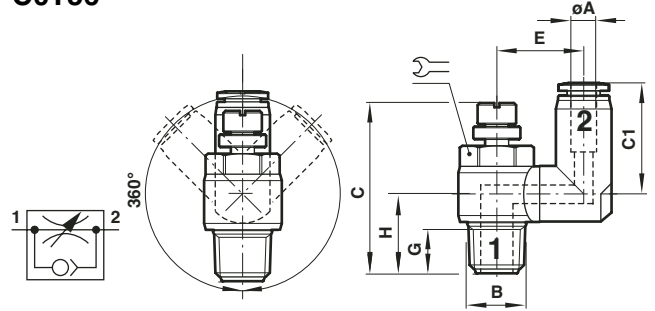


**Shrouded banjo (out)**

Ø A	B	C	C1	E	G	⌀	Model
4	M5	25	23	10,5	3,5	8	C0KB00405
4	G1/8	30,5	31,5	15	6	8	C0KB00418
4	G1/4	34,5	37	17,5	8	12	C0KB00428
6	M5	28	23	11,5	3,5	8	C0KB00605
6	G1/8	31	31,5	15	6	8	C0KB00618
6	G1/4	35	37	17,5	8	12	C0KB00628
6	G3/8	38,5	43,5	21	8	14	C0KB00638
8	G1/8	33	31,5	14	6	8	C0KB00818
8	G1/4	37	37	17	8	12	C0KB00828
8	G3/8	40	43,5	21	8	14	C0KB00838
8	G1/2	46	50	23	9	17	C0KB00848
10	G1/4	39	37	19	8	12	C0KB01028
10	G3/8	42	43,5	20	8	14	C0KB01038
10	G1/2	47,5	50	23	9	17	C0KB01048
12	G1/4	41	37	20,5	8	12	C0KB01228
12	G3/8	46	43,5	19	8	14	C0KB01238
12	G1/2	50	50	21,5	9	17	C0KB01248

Control flow, see page 5

**C0T56**



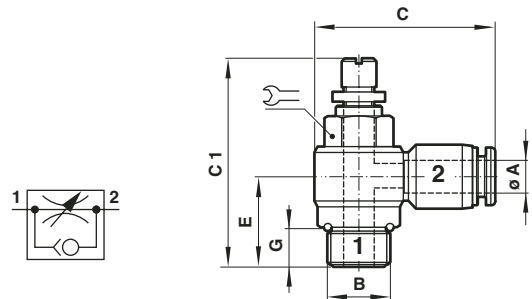
**Swivel speed control (out)**

Ø A	B	C *1)	C1	E	G	H	⌀	Model
4	R1/8	35/40	20,5	14,5	8	15	11	C0T560418
4	R1/4	40/45,5	20,5	18	10	18,5	15	C0T560428
6	R1/8	35/40	24	15,5	8	15	11	C0T560618
6	R1/4	40/45,5	26	20,5	10	18,5	15	C0T560628
6	R3/8	47/55	26	23,5	11	21,5	19	C0T560638
8	R1/8	35/40	25,5	16	8	15,5	11	C0T560818
8	R1/4	40/45,5	29	19,5	10	18,5	15	C0T560828
8	R3/8	47/55	30	24,5	11	22	19	C0T560838
8	R1/2	53/60	30	26,5	14	26	24	C0T561028
10	R1/4	40/45,5	31	20,5	10	18,5	15	C0T561038
10	R3/8	47/55	32	24,5	11	22	19	C0T561048
10	R1/2	53/60	33	26,5	14	26,5	24	C0T561048
12	R1/4	40/45,5	33,5	22	10	18,5	15	C0T561228
12	R3/8	47/55	34,5	24,5	11	22	19	C0T561238
12	R1/2	53/60	36	26,5	14	26,5	24	C0T561248

Control flow, see page 5

\*1) min, max

**C0L51**

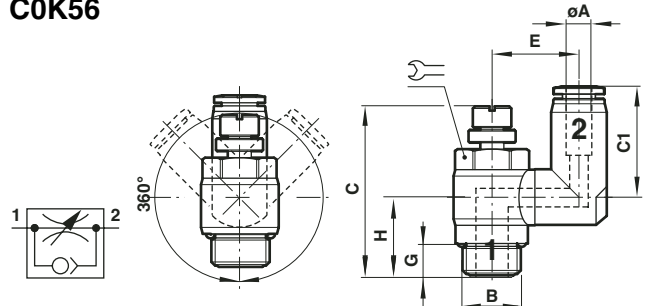


**Banjo flow control (in)**

Ø A	B	C	C1 min.	C1 max.	E	G	⌀	Model
3	M5	21,5	27	30	9,5	3,5	8	C0L510305
4	M5	25	27	30	10	3,5	8	C0L510405
4	G1/8	30,5	35	40	15	6	8	C0L510418
4	G1/4	34,5	40	45,5	17	8	12	C0L510428
6	M5	28	27	30	11	3,5	8	C0L510605
6	G1/8	31	35	40	15	6	8	C0L510618
6	G1/4	35	40	45,5	17	8	12	C0L510628
6	G3/8	39	46,5	55	21	8	14	C0L510638
8	G1/8	33	35	40	14	6	8	C0L510818
8	G1/4	37	40	45,5	16	8	12	C0L510828
8	G3/8	40	46,5	55	21	8	14	C0L510838
8	G1/2	46	53	60	22,5	9	17	C0L510848
10	G1/4	39	40	45,5	18	8	12	C0L511028
10	G3/8	42	46,5	55	19,5	8	14	C0L511038
10	G1/2	47,5	53	60	22,5	9	17	C0L511048
12	G1/4	41	40	45,5	20	8	12	C0L511228
12	G3/8	46	46,5	55	19	8	14	C0L511238
12	G1/2	50	53	60	21	9	17	C0L511248

Control flow, see page 5

**C0K56**



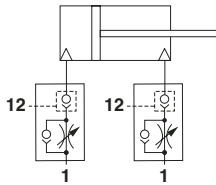
**Swivel speed control (out)**

Ø A	B	C *1)	C1	E	G	H	⌀	Model
4	M5	27/30	20,5	12,5	3,6	9,5	8	C0K560405
4	G1/8	35/40	20,5	14,5	8	15,5	8	C0K560418
4	G1/4	40/45,5	20,5	18	12	17,5	12	C0K560428
6	M5	27/30	22,5	13,5	3,6	9,5	8	C0K560605
6	G1/8	35/40	24	15,5	8	15,5	8	C0K560618
6	G1/4	40/45,5	26	20,5	12	17,5	12	C0K560628
6	G3/8	47/55	26	23,5	14	21,5	14	C0K560638
8	G1/8	35/40	25,5	16	8	14,5	8	C0K560818
8	G1/4	40/45,5	28,8	19,5	12	17,5	12	C0K560828
8	G3/8	47/55	30	24,5	14	21	14	C0K560838
8	G1/2	53/60	30	26,5	17	23	17	C0K561028
10	G1/4	40/45,5	31	20,5	12	17,5	12	C0K561038
10	G3/8	47/55	32	24,5	14	21	14	C0K561048
10	G1/2	53/60	33	26,5	17	23	17	C0K561048
12	G1/4	40/45,5	33,5	22	12	17,5	12	C0K561228
12	G3/8	47/55	34,5	24,5	14	21	14	C0K561238
12	G1/2	53/60	36	26,5	17	23	17	C0K561248

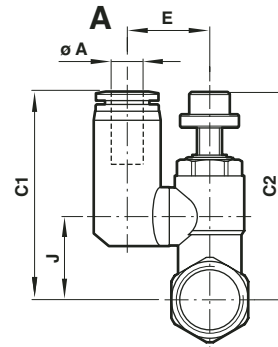
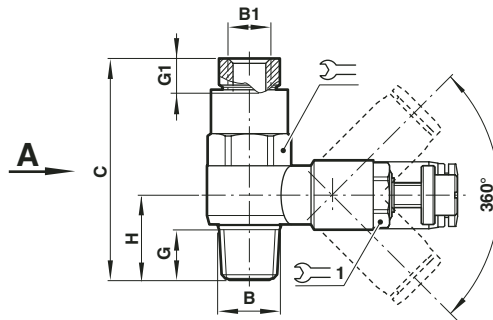
Control flow, see page 5

\*1) min, max

**C01GN**



Note:  
Pilot check is not suitable for extreme high cycling applications.

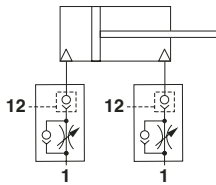


**Speed control and pilot check**

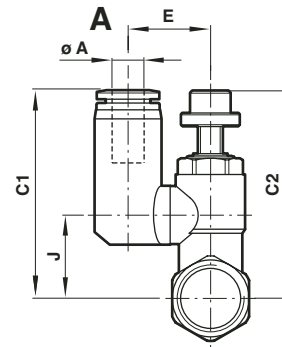
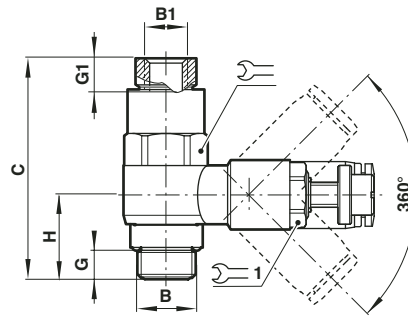
Ø A	B	B1	C	C1	C2 *	E	G	G1	H	J	∅ 1	∅ 1	Model
6	R1/8	M5	35,5	39	43,5/48,5	16	8	8,5	16,5	15	12	10	C01GN0618
6	R1/4	R1/8	42	44,5	55,5/60,5	19,5	10,5	8,5	18,5	18,5	17	13	C01GN0628
8	R1/8	M5	35,5	40	43,5/48,5	17,5	8	10	16,5	15	12	10	C01GN0818
8	R1/4	R1/8	42	46,5	55,5/60,5	18,5	10,5	8,5	18,5	18,5	17	13	C01GN0828
8	R3/8	R1/8	49,5	50,5	58,5/63,5	23,5	11,5	10	21,5	21,5	19	17	C01GN0838
10	R3/8	R1/8	49,5	53	58,5/63,5	23,5	11,5	10	21,5	21,5	19	17	C01GN1038
10	R1/2	R1/4	60	64,5	72/78	26,5	14,5	10	21,5	21,5	19	17	C01GN1038
12	R3/8	R1/8	49,5	55	58,5/63,5	23,5	11,5	10	21,5	21,5	19	17	C01GN1238
12	R1/2	R1/4	60	67	72/78	26,5	14,5	13,5	27,5	31,5	24	23	C01GN1248

\* min, max; control flow, see page 6

**C02GN**



Note:  
Pilot check is not suitable for extreme high cycling applications.

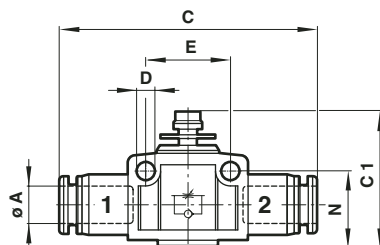


**Speed control and pilot check**

Ø A	B	B1	C	C1	C2 *	E	G	G1	H	J	∅ 1	∅ 1	Model
6	G1/8	M5	35,5	39	43,5/48,5	16	5	8,5	16,5	15	12	10	C02GN0618
6	G1/4	G1/8	42	44,5	55,5/60,5	19,5	6,5	9,5	18,5	18,5	17	13	C02GN0628
8	G1/8	M5	35,5	40	43,5/48,5	17,5	5	8,5	16,5	15	12	10	C02GN0818
8	G1/4	G1/8	42	46,5	55,5/60,5	18,5	6,5	9,5	18,5	18,5	17	13	C02GN0828
8	G3/8	G1/8	49,5	50,5	58,5/63,5	23,5	7	9,5	21,5	21,5	19	17	C02GN0838
10	G3/8	G1/8	49,5	53	58,5/63,5	23,5	7	9,5	21,5	21,5	19	17	C02GN1038
10	G1/2	G1/4	60	64,5	72/78	26,5	8,5	13	27,5	31,5	24	23	C02GN1048
12	G3/8	G1/8	49,5	55	58,5/63,5	23,5	7	9,5	21,5	21,5	19	17	C02GN1238
12	G1/2	G1/4	60	67	72/78	26,5	8,5	9,5	27,5	31,5	24	23	C02GN1248

\* min, max; control flow, see page 6

**C00GE**



**In-line flow control**

Ø A	C	C1 min.	C1 max	D	E	N	Model
4	45	30	33	3,3	15	13,5	C00GE0400
6	50	35	39,5	4,4	20,5	17,5	C00GE0600
8	55,5	37,5	42	4,4	23	20	C00GE0800
10	61	44	49	4,4	28	23	C00GE1000
12	70	47,5	53,5	4,4	32	25,5	C00GE1200

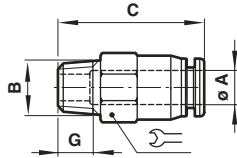
Control flow, see page 5

Self sealing fittings



No air flow when tubing is removed - air flow is restored when tubing is inserted

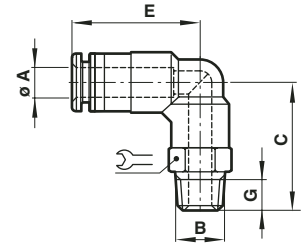
C0124



Straight adaptor

Ø A	B	C	G	⌀	Model
4	R1/8	26	8	10	C01240418
6	R1/8	29	8	12	C01240618
6	R1/4	29	10	14	C01240628
8	R1/4	33,5	10	14	C01240828
8	R3/8	33,5	11	17	C01240838
10	R1/4	35,5	10	17	C01241028
10	R3/8	35,5	11	17	C01241038
10	R1/2	35,5	14	21	C01241048
12	R1/4	42	10	19	C01241228
12	R3/8	42	11	19	C01241238
12	R1/2	42	14	21	C01241248

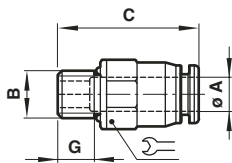
C014J



Swivel elbow

Ø A	B	C	E	G	⌀	Model
4	R1/8	27	27,5	5	10	C014J0418
6	R1/8	30	32	5	12	C014J0618
8	R1/8	32	30,5	6,5	14	C014J0628
8	R1/4	34,5	41,5	6,5	14	C014J0818
8	R3/8	34	40	6,5	17	C014J0828
10	R1/4	32	26,5	6,5	17	C014J1028
10	R3/8	36	45	6,5	17	C014J1038
10	R1/2	37,5	43	8	21	C014J1048
12	R3/8	40	53,5	6,5	19	C014J1238
12	R1/2	41,5	51,5	8	21	C014J1248

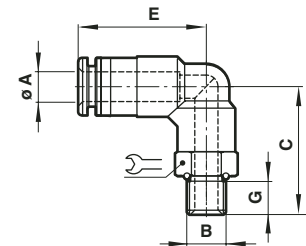
C0224



Straight adaptor

Ø A	B	C	G	⌀	Model
4	G1/8	25,5	5	12	C02240418
6	G1/8	28	5	12	C02240618
6	G1/4	27	6,5	15	C02240628
8	G1/4	32	6,5	15	C02240828
8	G3/8	32	6,5	17	C02240838
10	G1/4	35	6,5	17	C02241028
10	G3/8	36,5	6,5	17	C02241038
10	G1/2	37,5	8	21	C02241048
12	G1/4	43,5	6,5	19	C02241228
12	G3/8	43,5	6,5	21	C02241238
12	G1/2	44	8	21	C02241248

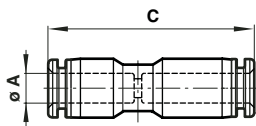
C024J



Swivel elbow

Ø A	B	C	E	G	⌀	Model
4	M5	20,5	29,5	4	10	C024J0405
4	G1/8	27	27,5	5	14	C024J0418
6	M5	22,5	33	4	12	C024J0605
6	G1/8	30	32	5	14	C024J0618
8	G1/8	32	30,5	6,5	14	C024J0628
8	G1/4	34,5	41,5	6,5	17	C024J0828
8	G3/8	34	40	6,5	20	C024J0838
10	G1/4	32	26,5	6,5	17	C024J1028
10	G3/8	36	45	6,5	20	C024J1038
10	G1/2	37,5	43	8	24	C024J1048
12	G3/8	40	53,5	6,5	20	C024J1238
12	G1/2	41,5	51,5	8	24	C024J1248

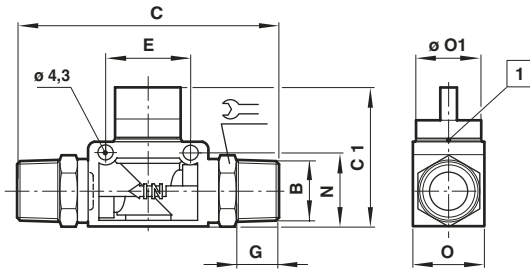
C002J



Straight union

Ø A	C	Model
4	42	C002J0400
6	46	C002J0600
8	53,5	C002J0800
10	58	C002J1000
12	67	C002J1200

**C01GG**

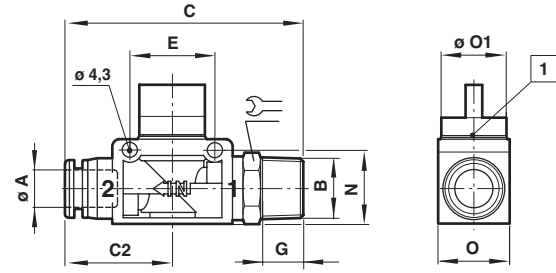


**1** Exhaust bore hole

**3/2 Shut-off valves**

B	C	C1	E	G	N	O	O1	Model
R1/8	71	40,5	19	8	18,5	18	16,5	C01GG1818
R1/4	77	40,5	19	10	18,5	18	16,5	C01GG2828
R3/8	81	41	24	11	21,5	21	19,5	C01GG3838
R1/2	90	41	24	14	21,5	21	19,5	C01GG4848

**C01GJ**

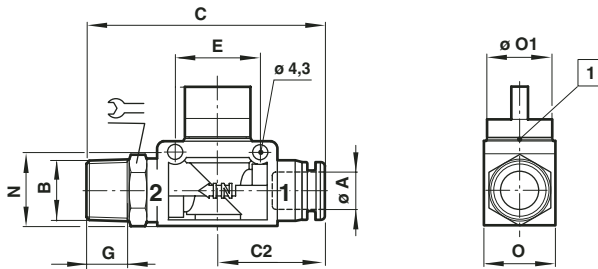


**1** Exhaust bore hole

**3/2 Shut-off valves**

ØA	B	C	C1	C2	E	G	N	O	O1	Model	
6	R1/8	62	40,5	26	19	8	18,5	18	16,5	14	C01GJ0618
6	R1/4	65	40,5	26	19	10	18,5	18	16,5	14	C01GJ0628
6	R3/8	66	40,5	26	19	11	18,5	18	16,5	17	C01GJ0638
8	R1/8	65	40,5	27,5	19	8	18,5	18	16,5	14	C01GJ0818
8	R1/4	66	40,5	27,5	19	10	18,5	18	16,5	14	C01GJ0828
8	R3/8	67	40,5	27,5	19	11	18,5	18	16,5	17	C01GJ0838
10	R1/4	70,5	41	31	24	10	21,5	21	19,5	17	C01GJ1028
10	R3/8	71,5	41	31	24	11	21,5	21	19,5	17	C01GJ1038
10	R1/2	74,5	41	31	24	14	21,5	21	19,5	21	C01GJ1048
12	R1/4	75,5	41	34	24	10	21,5	21	19,5	19	C01GJ1228
12	R3/8	76,5	41	34	24	11	21,5	21	19,5	19	C01GJ1238
12	R1/2	79,5	41	34	24	14	21,5	21	19,5	21	C01GJ1248

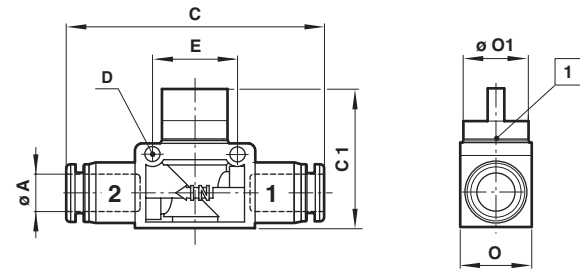
**C01GH**



**3/2 Shut-off valves**

ØA	B	C	C1	C2	E	G	N	O	O1	Model	
6	R1/8	62	40,5	26	19	8	18,5	18	16,5	14	C01GH0618
6	R1/4	65	40,5	26	19	10	18,5	18	16,5	14	C01GH0628
6	R3/8	66	40,5	26	19	11	18,5	18	16,5	17	C01GH0638
8	R1/8	63	40,5	27,5	19	8	18,5	18	16,5	14	C01GH0818
8	R1/4	66	40,5	27,5	19	10	18,5	18	16,5	14	C01GH0828
8	R3/8	67	40,5	27,5	19	11	18,5	18	16,5	17	C01GH0838
10	R1/4	67	41	31	24	10	21,5	21	19,5	17	C01GH1028
10	R3/8	71,5	41	31	24	11	21,5	21	19,5	17	C01GH1038
10	R1/2	74,5	41	31	24	14	21,5	21	19,5	21	C01GH1048
12	R1/4	75,5	41	34	24	10	21,5	21	19,5	19	C01GH1228
12	R3/8	76,5	41	34	24	11	21,5	21	19,5	19	C01GH1238
12	R1/2	79,5	41	34	24	14	21,5	21	19,5	21	C01GH1248

**C01GF**



**1** Exhaust borehole

**3/2 Shut-off valves**

ØA	C	C1	ØD	E	N	O	ØO1	Model
6	52,5	40,5	4,3	19	18,5	18	16,5	C00GF0600
8	53	40,5	4,3	19	18,5	18	16,5	C00GF0800
10	62	41	4,3	24	21,5	21	19,5	C00GF1000
12	68,5	41	4,3	24	21,5	21	19,5	C00GF1200

**Warning**

These products are intended for use in industrial compressed air systems only. Do not use these products where pressures and temperatures can exceed those listed under 'Technical Data'.

Before using these products with fluids other than those specified, for non-industrial applications, life-support systems, or other applications not within published specifications, consult NORGREN.

Through misuse, age, or malfunction, components used in fluid power systems can fail in various modes.

The system designer is warned to consider the failure modes of all component parts used in fluid power systems and to provide adequate safeguards to prevent personal injury or damage to equipment in the event of such failure.

**System designers must provide a warning to end users in the system instructional manual if protection against a failure mode cannot be adequately provided.**

System designers and end users are cautioned to review specific warnings found in instruction sheets packed and shipped with these products.